

Title of paper:

KASPAR – A Minimally Expressive Humanoid Robot for Human-Robot Interaction Research

Authors:

Kerstin Dautenhahn, Chrystopher L. Nehaniv, Michael L. Walters, Ben Robins, Hatice Kose-Bagci, N. Assif Mirza, Mike Blow

All authors carried out the work while being part of the Adaptive Systems Research Group at University of Hertfordshire.

Kerstin Dautenhahn is corresponding author of this article:

Kerstin Dautenhahn

University of Hertfordshire

School of Computer Science

College Lane

Hatfield, Herts AL10 9AB

United Kingdom

Tel: +44 1707284333

Fax: +44 1707284303

Email: K.Dautenhahn@herts.ac.uk

This is a preprint of an article submitted for consideration in APPLIED BIONICS AND BIOMECHANICS © [2009] [copyright Taylor & Francis]; APPLIED BIONICS AND BIOMECHANICS is available online at: www.informaworld.com/abbi

KASPAR – A Minimally Expressive Humanoid Robot for Human-Robot Interaction Research

Kerstin Dautenhahn¹, Chrystopher L. Nehaniv, Michael L. Walters, Ben Robins, Hatice Kose-Bagci, N. Assif Mirza, Mike Blow

Abstract

This article provides a comprehensive introduction to the design of the minimally expressive robot KASPAR which is particularly suitable for human-robot interaction studies. A low-cost design with off-the-shelf components has been used in a novel design inspired from a multi-disciplinary viewpoint, including comics design and Japanese Noh theatre. The design rationale of the robot and its technical features are described in detail. Three research studies will be presented that have been using KASPAR extensively. Firstly, we present its application in robot-assisted play and therapy for children with autism. Secondly, we illustrate its use in human-robot interaction studies investigating the role of interaction kinesics and gestures. Lastly, we describe a study in the field of developmental robotics into computational architectures based on interaction histories for robot ontogeny. The three areas differ in the way how the robot is being operated and its role in social interaction scenarios. Each will be introduced briefly and examples of the results are presented. Reflections on the specific design features of KASPAR that were important in these studies and lessons learnt from these studies concerning the design of humanoid robots for social interaction will be discussed. An assessment of the robot in terms of utility of the design for human-robot interaction experiments concludes the paper.

Keywords: Humanoid robots, minimally expressive robot, human-robot interaction, social interaction

¹ Corresponding author: K.Dautenhahn@herts.ac.uk

1 Introduction

A key interest in our research group concerns human-robot interaction research; see Goodrich & Schultz (2008), Dautenhahn (2007), Fong et al. (2003) for introductory material of this research field. One of the most challenging open issues is how to design a robot that is suitable for human-robot interaction research, whereby suitability not only concerns the technical abilities and characteristics of the robot but, importantly, its perception by people who are interacting with it. Their acceptance of the robot and willingness to engage with the robot will not only fundamentally influence the outcome of human-robot interaction experiments, but will also impact the acceptance of any robots designed for use in human society as companions or assistants (Dautenhahn, 2007; Dautenhahn et al. 2005). Will people find a machine with a human appearance or that interacts in a human-like manner engaging or frightening? If a face is humanoid, what level of realism is optimal? Different studies have independently shown the impact of robot appearance on people's behaviour towards, expectation of, and opinion of robots; see Walters (2008) and Walters et al. (2008) for in depth discussions. Lessons learnt from the literature indicate that a humanoid appearance can support enjoyable and successful human-robot interaction, however, the degree of human-likeness required for a certain task/context etc. remains unclear.

In contrast to various approaches trying to build robots as visual copies of humans, so-called 'android' research (MacDorman & Ishiguro 2006), or research into designing versatile high-tech humanoid robots with dozens of degrees of freedom in movement and expression (cf. the iCub humanoid robot, Sandini et al. 2004), the approach we adopted is that of a humanoid, but minimally expressive, robot called KASPAR² that we built in 2005 and have modified and upgraded since then (Figure 1). Our key aim was to build a robot that is suitable for different human-robot interaction studies. This article describes the design and use of the robot.

² KASPAR: Kinesics and Synchronization in Personal Assistant Robotics



Figure 1. The minimally expressive humanoid robot KASPAR designed for social interaction.

In order to clarify concepts that are important to the research field of human-robot interaction, the following definitions of terms that are being employed frequently in this article will be used³:

Socially interactive robots (Fong et al. 2003): Robots for which social interaction plays a key role, different from other robots in human-robot interaction that involve teleoperation scenarios.

Humanoid robots, humanoids ((Walters et al. 2008), based on (Gong and Nass 2007)): “A robot which is not realistically human-like in appearance and is readily perceived as a robot by human interactants. However, it will possess some human-like features, which

³ Other related definitions relevant to the field of human-robot interaction and social robotics are discussed in Dautenhahn (2007).

are usually stylized, simplified or cartoon-like versions of the human equivalents, including some or all of the following: a head, facial features, eyes, ears, eyebrows, arms, hands, legs. It may have wheels for locomotion or use legs for walking” (Walters et al. 2008, p. 164). Of specific interest to the present paper are humanoid robots with faces. Generally these can range from abstract/cartoon-like to near-to-realistic human-like faces. Section 2.2.2 discusses in more detail the design space of robot faces and section 3 motivates our decision for a *minimally expressive* face.

The article is structured as follows. Section 2 provides an introduction to important issues in the design of robots and robot faces, in particular with respect to the design space of robots and how people perceive and respond to faces. Related work and design issues discussed in the literature are critically reflected upon. Section 3 describes the issues and rationale behind the design of minimally expressive humanoids in general and of KASPAR in particular, and provides construction details regarding the current versions of the robot used in research. Section 4 illustrates its use in a variety of projects covering the spectrum from basic research to more application-oriented research in assistive technology. Human-robot interaction studies with KASPAR are summarized and discussed in the light of KASPAR’s design features. The conclusion (section 5) reflects upon our achievements and provides a conceptual assessment of KASPAR’s strengths and weaknesses.

2 Robot Design for Interaction

This section reflects in more detail on issues regarding the appearance of a robot in the context of human-robot interaction and how people perceive faces (robotic or human). Related work on designing socially interactive research platforms will be discussed. Note, we do not discuss in detail the design of commercially available robots since usually little or nothing is made public about the details or rationale of the design. An example of such robots is the Wakamaru (Mitsubishi Heavy Industries) which has been designed to “live with humans”. Unfortunately only brief, online information is provided

about the design rationale, hinting at the importance of expressiveness in the eyes, mouth and eyebrows (Wakamaru 2009).

Thus, for a more detailed comparison of the design rationale of KASPAR with other robots, we focus our discussion of related work on other *research* platforms.

2.1 The Design Space of Humanoid Robots

The effect of the aesthetic design of a robot is an area that has often been neglected, and only in visual science fiction media or recently with the advent of commercial household robots has it been paid much attention. A notable exception is the ‘uncanny valley’ proposed by Masahiro Mori (Mori, 1970). Mori proposed that the acceptance of a humanoid robot increases as realism increases, up to a point where, as the robot approaches perfect realism, the effect becomes instead very disturbing and acceptance decreases sharply, because the robot starts to look not quite human or at worst like a moving corpse (see Figure 2 to illustrate the ‘uncanny valley’). In theory the realism of both appearance and movement can give rise to this effect, with movement evoking the stronger response. It is possible that there may also be ‘behavioural uncanniness’ affecting perception of a robot during social interaction and governed by (among other things) the appropriateness and timing of its responses to social cues. However little empirical data exists to support Mori's theory and opinions vary as to the strength of the effect and its longevity – see MacDorman (2005a, 2005b) for recent work on the uncanny valley.

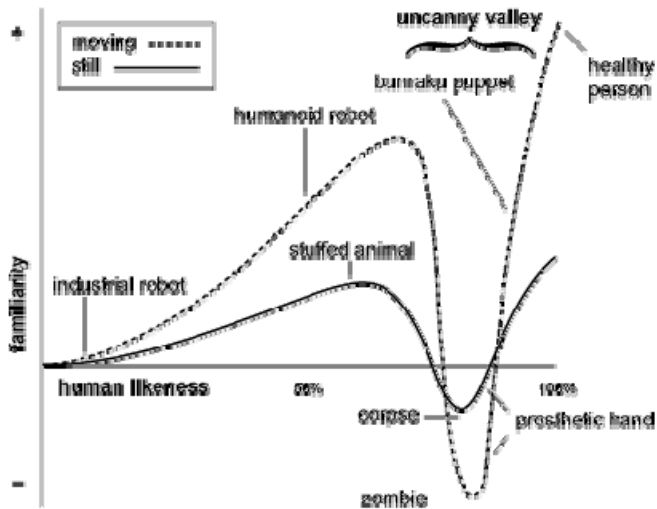


Figure 2. The uncanny valley. Source of Figure:

<http://www.androidscience.com/theuncannyvalley/proceedings2005/uncannyvalley.html>




Figure 3. Kismet's expressive face with exaggerated features that are commonly being used in comics: "sad" (left), "surprised" (middle), "disgusted" (right) (Kismet 2009)

Previous work has identified a number of issues that are important in the design of robots meant to socially interact with people. A full review of the technical and theoretical aspects of different robot designs in the field of humanoid robotics would go beyond the scope of this article, we thus discuss in the following paragraphs in more detail the key design features of the robot Kismet. Kismet and KASPAR have in common that both have been specifically designed for human-robot interaction and importantly, detailed information about the design rationale of Kismet is available in the research literature.

When Breazeal (2002) designed Kismet (Figure 3), which "...is designed to have an infant-like appearance of a fanciful robotic creature" (Breazeal, 2002, p.51), with a

youthful and appealing appearance, her intention was not to rival but rather to connect to the social competence of people. Furthermore, she incorporated key features in the robot that are known to elicit nurturing responses, as well as other non-humanoid features (e.g. articulated eyes), in conjunction with exaggerated, cartoon-like, believable expressions. The overall cartoon-like appearance of the robot took advantage of people's liking and familiarity with cartoon characters. The overall design has been very successful: "As a result, people tend to intuitively treat Kismet as a very young creature and modify their behavior in characteristic baby-directed ways" (ibid, p. 51). It should be noted however that the robot has never been used in any task oriented scenarios that involve the manipulation of objects due to the fact that it does not have any manipulation abilities. The overall design is based on the assumption that people *are eager* to interact with the robot in the role of a caretaker. We contend that while this may be an appropriate approach for entertainment purposes, it is unclear how this design approach of a 'robotic pet/baby' would apply to work that is oriented towards robots as assistants or companions (see a detailed discussion of these two different approaches in Dautenhahn (2007)). Note, Kismet was an expensive laboratory prototype, and in order to run its sophisticated perception and control software required more than ten networked PCs.

In Breazeal and Foerst (1999) several of Kismet's design guidelines are presented for achieving human-infant like interactions with a humanoid robot; however, the underlying basic assumption here is 'the human as a caretaker', so some, but not all of these guidelines are relevant for this paper. We now discuss these guidelines in relation to the specific approach that we took with the design of our humanoid robot KASPAR:

Issue 1: "the robot should have a cute face to trigger the 'baby-scheme' and motivate people to interact with it, to treat it like an infant, and to modify their own behavior to play the role of the caregiver (e.g. using motherese, exaggerated expressions and gestures)".

Cuteness of the robot is not a key issue in the design rationale of our robot KASPAR, since we did not envisage human-infant caretaker interactions. On the contrary, our goal

was to have a robot that people may relate to in different ways, depending on the particular context of use and application domain.

Issue II: “The robot’s face needs several degrees of freedom to have a variety of different expressions, which must be understood by most people. Its sensing modalities should allow a person to interact with it using natural communication channels”.

Our approach partly agrees with the view on this issue, however, we focused on what we call a *minimally expressive face* with few expressions and few sensors in order to emphasise the most *salient* human-like cues of the robot. Rather than trying to make a robot very human-like, our goal was to concentrate on a few salient behaviours, gestures and facial expressions in order to run experiments that systematically study the influence of each of these cues on the interaction with people. Note, while Kismet also includes some cues that are zoomorphic but not anthropomorphic (e.g. articulated ears), the design of KASPAR’s face focused on human-like features alone in order not to violate the aesthetic consistency.

Issue III: “The robot should be pre-programmed with the basic behavioral and proto-social responses of infants. This includes giving the robot the ability to dynamically engage a human in social [interaction]. Specifically, the robot must be able to engage a human in proto-dialogue exchanges”.

Our approach uses an emphasis on non-verbal interaction without any explicit verbal “dialogue”. Rather, we are interested in the *emergence* of gesture communication from human-robot interaction dynamics. Also, rather than solely building a research prototype for the laboratory, our aim was to have a robot that can be used in different application areas, including its use in schools, and under different methods of control (remote control of the robot as well as autonomous behaviour).

Issue IV: “The robot must convey intentionality to bootstrap meaningful social exchanges with the human. If the human can perceive the robot as a being “like-me”, the human can

apply her social understanding of others to predict and explain the robot's behavior. This imposes social constraints upon the caregiver, which encourages her to respond to the robot in a consistent manner. The consistency of these exchanges allows the human to learn how to better predict and influence the robot's behavior, and it allows the robot to learn how to better predict and influence the human's behavior".

The above is again very specific to the infant-caretaker relationship that Kismet's design is based on. Rather than a "like-me" perception of the robot we targeted a design that allows a variety of interpretations of character and personality on the robot (which might be termed "it could be me" – see (Dautenhahn 1997)). Below we discuss this issue in more detail in the context of the design space of faces.

Issue V: "The robot needs regulatory responses so that it can avoid interactions that are either too intense or not intense enough. The robot should be able to work with the human to mutually regulate the intensity of interaction so that it is appropriate for the robot at all times".

Issue VI: "The robot must be programmed with a set of learning mechanisms that allow it to acquire more sophisticated social skills as it interacts with its caregiver".

Issues V and VI discussed by Breazeal and Foerst relate specifically to the programming of the robot. For KASPAR we did not aim at a 'pre-programmed' robot but intended to build an open platform that would allow the development of a variety of different controllers and algorithms.



Figure 4. Robota (Billard et al., 2006)

Other related work on humanoid robots includes the Lego robot Felix (Cañamero, 2002) that reacts to tactile stimulation by changing its facial expression. Felix follows a similar design approach as Kismet, e.g. using exaggerated features, but uses a low-cost approach with commercially available Lego components. The humanoid robot Robota (Billard et al. 2006) has been designed as a toy for children and has been used in various projects involving imitation, interaction and assistive technology (Robins et al. 2004a,b; 2005). The key movements of this robot in these studies include turning of the head (left and right movements) and lifting of arms and legs (up and down movements of the whole limbs). Facial expressiveness or the generation of more complex gestures was not possible. The design considerations of Robota (Figure 4) as addressed in (Billard et al. 2006) include:

1. Ease of Set-up: This concerns the ease of setting up sessions, e.g. in schools, and favours a light-weight, small-sized and low cost robot with on-board processing and battery power.

Note, the above design consideration applies generally to all robots that are meant to be used in different locations where they have to be brought “in and out” quickly, different from a robot that relies on a sophisticated laboratory set up (such as Kismet mentioned above). Since the robot whose design we were undertaking was also meant to be applicable to school applications it was important for us, too, to keep the costs down. We decided that the price of the robot should be comparable to that of a laptop.

2. Appearance and Behaviour: This criterion concerns the human-likeness in the appearance of the robot. Robota had a static face (from a toy doll) so it included some human-like features. A doll-like appearance was also considered to be ‘child-friendly’. Billard et al. (2006) argued that taking a doll as a basis would help to integrate the robot in natural play environments.

The above design considerations are consistent with our approach to the design of KASPAR, where we used a mannequin as the basis of the “body” of the robot, however, we replaced the head (including the neck) and designed a minimally expressive robot. Thus, while the design of KASPAR started before Billard et al.’s publication of design guidelines (2006), several key aspects are common.

Other research groups have studied the design of robots for ‘child’s play’, including Michaud et al. (2003) who discuss design guidelines for children with autism but with an emphasis on mobile robots and playful interactions as related to the robot’s behaviour, focusing primarily on non-humanoid robots. This work indicates that the design space of robots is vast, and, depending on the actual user groups and requirements as well as on individual needs and preferences, different designs may be favourable. Different from this work, in the context of this paper we focus on minimally expressive humanoid robots, suitable for human-robot interaction experiments in assistive technology as well as developmental robotics research. Please note, in section 4.1 below we discuss in more detail design issues of robots for the particular application area of autism therapy.

Since the key component of KASPAR is its minimally expressive face and head, the next sections provide more background information on the perception of faces.

2.2 Perceptions of Faces

In this section we discuss some important issues to how people perceive human or robot faces.

2.2.1 Managing Perceptions

DiSalvo et al. (2002) performed a study into how facial features and dimensions affect the perception of robot heads as human-like. Factors that increased the perceived humanness of a robot head were a 'portrait' aspect ratio (i.e. the head is taller than it is wide), the presence of multiple facial features and specifically the presence of nose, mouth and eyelids. Heads with a 'landscape' aspect ratio and minimal features were seen as robotic. They suggest that robot head design should balance three considerations: 'human-ness' (for intuitive social interaction), 'robot-ness' (to manage expectations of the robot's cognitive abilities) and 'product-ness' (so the human sees the robot as an appliance). The idea of designing a robot to be perceived as a consumer item is noteworthy for the fact that people's *a priori* knowledge of electronic appliances can be utilized in avoiding the uncanny valley; the implication is that the robot is non-threatening and under the user's control. To fulfill their design criteria they present six suggestions: a robot should have a wide head, features that dominate the face, detailed eyes, four or more features, skin or some kind of covering and an organic, curved form.

2.2.2 The Design Space of Faces

Faces help humans to communicate, regulate interaction, display (or betray) our emotions, elicit protective instincts, attract others and give clues about our health or age. Several studies have been carried out into the attractiveness of human faces, suggesting that symmetry, youthfulness and skin condition (Jones et al. 2004) are all factors. Famously, Langlois and Roggman (1990) proposed that an average face - that is, a composite face made up of the arithmetic mean of several individuals' features - is fundamentally and maximally attractive (although there are claims to the contrary, see Perrett et al. 1994), and that attractiveness has a social effect on the way we judge and treat others (Langlois et al. 2000).

Human infants seem to have a preference for faces, and it appears that even newborns

possess an ‘innate’ ability to spot basic facial features, such as a pair of round blobs situated over a horizontal line which is characteristic of two eyes located above a mouth. It has been debated whether this is due to special face recognition capability or due to sensory-based preferences for general perceptual features such as broad visual cues and properties of Figures such as symmetry, rounded contours etc. which then, in turn, form the basis for learning to recognize faces (Johnson & Morton 1991). The nature and development of face recognition in humans is still controversial. Interestingly, while the baby develops, its preference for certain perceptual features changes until a system develops that allows it to rapidly recognize familiar human faces. Evidence suggests that exposure to faces in the first few years of life provides the necessary input to the developing face recognition system, e.g. Pascalis et al. (2005). The specific nature of the face stimuli during the first year of life appears to impact on the development of the face processing system. While young infants (up to about 6 months of age) can discriminate among a variety of faces belonging to different species or races, children at around 9 months (and likewise adults) demonstrate a face-representation system that has become more restricted to familiar faces. The social environment, i.e. the ‘kinds of faces’ an infant is exposed to influences the child's preferences for certain faces and abilities to discriminate among them. Not only time of exposure, but also other factors, including emotional saliency, are likely to influence the tuning of the face recognition systems towards more precision (Pascalis et al. 2005).

In terms of perception of emotions based on faces, it is interesting to note that people can perceive a variety emotions based on rigid and static displays, as exemplified in the perception of Noh masks that are used in traditional Japanese Noh theatre. Slight changes in the position of the head of an actor wearing such a mask leads to different types of emotional expressions as perceived by the audience. This effect is due to the specific design of the masks where changes in angle and lighting seemingly ‘animate’ the face. Lyons et al. (2000) scientifically studied this effect (Figure 5) and also pointed out cultural differences when studying Japanese as well as British participants. We are not aware that this Noh mask effect has been exploited deliberately in the design of robot expressions.



Figure. 5. The Noh mask effect. Photo used with permission (Lyons et al. 2000).

In his book *Understanding Comics* (McCloud 1993) on narrative art, Scott McCloud introduces a triangular design space for cartoon faces (Figure 6). The left apex is realistic, i.e. a perfect representation of reality, for example a photograph, or realistic art such as that by Ingres. Travelling to the right faces become more iconic, that is, the details of the face are stripped away to emphasize the expressive features; emoticons such as ‘:)’ are a perfect example in the 21st century zeitgeist. The simplification has two effects. Firstly it allows us to amplify the meaning of the face, and to concentrate on the message rather than the medium. Secondly the more iconic a face appears the more people it can represent. Dautenhahn (2002) points out that iconography can aid the believability of a cartoon character. We are more likely to identify with Charlie Brown than we are with Marilyn Monroe, as a realistic or known face can only represent a limited set of people whereas the iconic representation has a much broader range - to the extent of allowing us to project some of ourselves onto the character. Towards the top apex representations become *abstract*, where the focus of attention moves from the meaning of the representation to the representation itself. Examples in art would be (to a degree) Picasso's cubist portraits or the art of Mondrian.

We can use this design space, and the accumulated knowledge of comics artists, to inform the appearance of our robots. Figure 7 shows some robot faces and their

(subjective) places on the design triangle. Most are 'real-life' robots although several fictional robots have been included, as functionality has no bearing on our classification in this context. At the three extremes are NEC's Papero (iconic), a small companion robot which is relatively simple and cheap to make and allows easy user-identification; Hanson's K-bot (realistic), complex and theoretically deep in the uncanny valley but allowing a large amount of expressive feedback, and a Dalek (abstract), potentially difficult to identify with but not as susceptible to the uncanny valley due to its non-human appearance.

Of course the design space only addresses the static appearance of the robot. The nature of most robot faces is that they encompass a set of temporal behaviours which greatly affect our perception of them. For example, as these issues are so important in human-human interaction (Hall, 1983), it seems well worthwhile investigating the rhythm and timing of verbal and, especially, non-verbal behavioural interaction and dynamics of robots interacting with humans, an area referred to as *interaction kinesics* (Robins et al., 2005). An extension of McCloud's design space to investigate behavioural aspects would be a worthwhile study, specifically how a robot's behaviour affects its perception as iconic, realistic or abstract, and the effect of social behaviour on the uncanny valley and user identification with the robot.

As one moves in the design space of the faces from realism towards iconicity, a human is more likely to identify themselves with the face due to the decrease in specific features, and the distinction between *other* and *self* becomes less and less pronounced. Could this idea be useful in robot design? If a robot is to be designed to extend the human's abilities or carry out tasks on their behalf, iconic features may possibly allow the user to project their own identity onto the robot more easily. In contrast, realistic face designs will be seen objectively as *someone else*, and abstract designs often as *something else*. In this case the interaction partner's identification with the robot will be discouraged by the non-iconic nature of the design. Some robot roles (such as security guards) might benefit from reinforcing this perception. While the idea of the robot as an extension of self remains speculative at this point, future work in this area needs to shed more light on these issues.

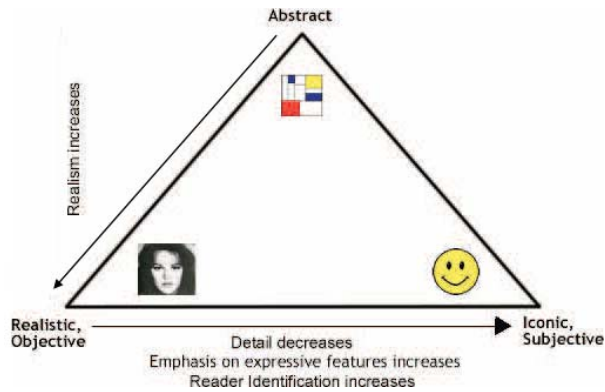


Figure 6. The design space of comics (Blow et al. 2006), modified from McCloud (1993).
 Note, similar principles are also relevant to animation and cartoons.

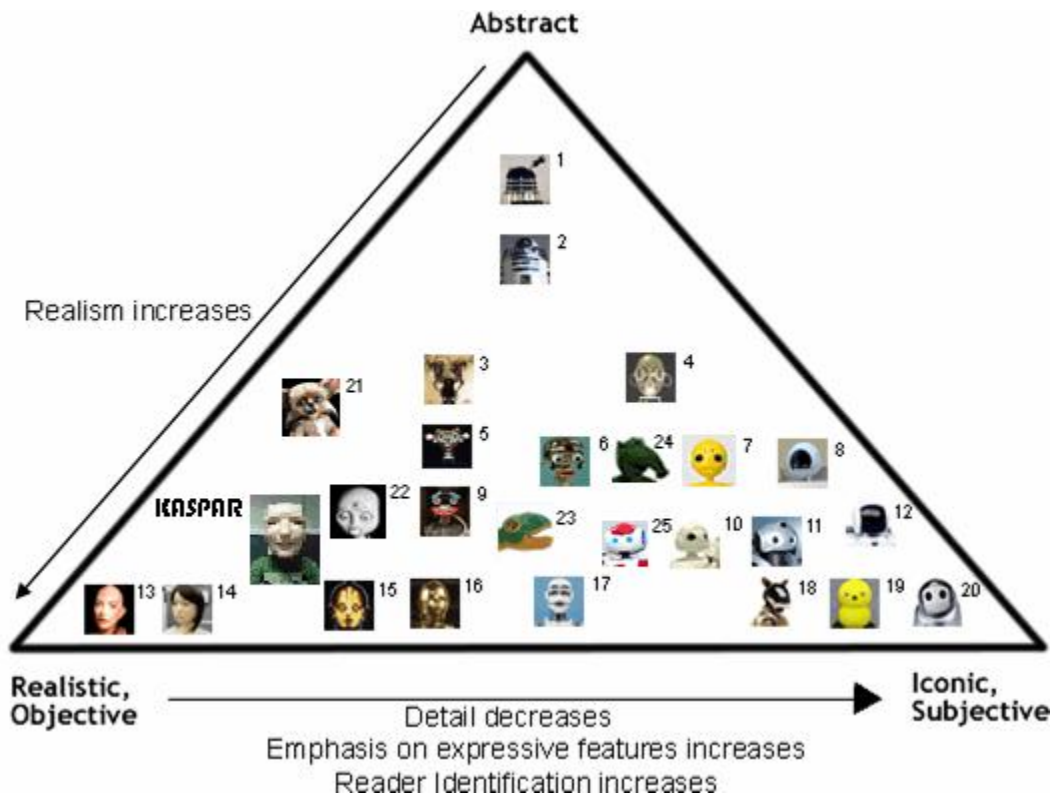


Figure 7. Robot faces mapped into McCloud's design space, updated version of (Blow et al. 2006). 1. Dalek (© the British Broadcasting Corporation/Terry Nation), 2. R2D2, fictional robot from /Star Wars/ (© Lucas Film Ltd.), 3. DB (© ATR Institute Kyoto), 4. MIT Humanoid Face Project (© MIT), 5. Kismet (© MIT/Cynthia Breazeal), 6. Infanoid (© Hideki Kozima), 7. Wakamaru communication robot (© Mitsubishi Heavy Industries), 8. HOAP-2 (© Fujitsu Automation), 9. Minerva tour-guide robot (© Carnegie Mellon University), 10. Toshiba partner robot (© Toshiba), 11. QRIO (© Sony), 12. ASIMO (© Honda), 13. K-Bot, extremely realistic 24 DoF head built by David Hanson (© Human Emulation Robotics), 14. Repliee-Q1 (© Osaka University/Kokoro Inc.), 15. False Maria, fictional robot from Fritz Lang's 1927 film /Metropolis/, 16. C3PO, fictional robot from /Star Wars/ (© Lucas Film Ltd.), 17. WE-4R robot (© WASEDA University), 18. AIBO robotic dog (© Sony), 19. Keepon, minimal DoF HRI robot (© Hideki Kozima), 20. Papero household robot (© NEC), 21. Leonardo HRI research robot (© MIT Personal Robots Group), 22. Nexi HRI research robot (© MIT Personal Robots Group), 23. Pleo commercial companion robot (© Ugobe Inc.), 24. Probo medical companion robot for children (© Vrije Universiteit Brussel), 25. Nao personal robot (© Aldebaran Robotics)

3 Design of KASPAR

This section details the technical design of KASPAR. We start with general considerations for the design-space of minimal expressive humanoids, particular initial design requirements for KASPAR, and then present the technical design and construction details.

3.1 Robot design and construction details

3.1.1 General Considerations for the Design-Space of Minimal Expressive Humanoids

First we discuss some key considerations on the expressive face/head and general appearance and expression in minimal expressive humanoids for human-robot social interaction. In the next section the requirements for KASPAR are introduced.

1. Balanced Design

(a) If face, body and hands are of very different complexities, this might create an unpleasant impression for humans interacting with the robot. Aesthetic coherence also requires balance in the physical design and in turn also the behavioural and interactional design of the robot and its control.

(b) Degrees of Freedom (DoFs) and design should be appropriate for the actual capabilities that the robot will possess and use (otherwise inappropriate expectations are created in the human). – cf. (Dautenhahn & Nehaniv 2000).

2. Expressive Features for Creating the Impression of Autonomy

(a) Attention - visible changes in direction of head, neck and eye gaze direction (e.g. with independent DoFs within eyes) are the most important expressive features in creating the impression of autonomy. In a humanoid, this entails actuation of the neck in some combination of pan, tilt, and roll.

(b) Emotional State - expressive components in face (eyes, eyebrows, mouth, possibly others) are at the next level of importance (see point 3. below).

(c) Contingency - The human interaction partner should see *contingency* of the robot's attentional and expressive state as it responds to interaction – this entails behavioural design on appropriate hardware (see below for minimal 6+ DoF systems under point 3. below).

Conveying attention (indication of arousal and direction of attention) and the impression of autonomy is illustrated in the elegant design of the very minimal, non-humanoid robot Keepon by Hideki Kozima (Kozima et al. 2005).

3. Minimal Facial Expressive Features

One can make use of the Noh-mask-like effects discussed above. This may be compared to Y. Miyake's concept of *co-creation* in man-machine interaction – namely, that a human's subjective experience of a technological artifact such as a robot or *karakuri* (traditional Japanese clockwork automaton) lies in the situated real-time interaction between observer, artifact and the environmental situation– (Miyake 2003), see also (Dautenhahn, 1999). Therefore we propose that a largely still, mask-like face (or

even other body parts) that is dynamically oriented and tilted at different angles can be designed and used to induce various perceptions of the robot's state in the interaction with a human participant.

Unlike extreme minimal robots (such as Keepon) or robots with complex facial actuation expressiveness in the head (e.g. Kismet) in conjunction with the Noh-like elements of design, a few degrees of freedom within the head may provide additional expressiveness (e.g. smiling, blinking, frowning, mouth movement, etc.). Human-like robots with such minimal degrees of face actuation include Felix by Lola Cañamero at University of Hertfordshire (Cañamero 2002) , and Mertz by Lijin Aryananda at MIT-CSAIL (Aryananda 2004).

Possibilities for this additional facial actuation (approximately 6+ DoFs) include:

- Eyebrows: 270 degree rotary 1 DoF /eyebrow (x 2), RC servo; if an additional DoF is to be used, then it could be used for raising/lowering the eyebrow in the vertical direction. (Eventually, directly actuated eyebrows were dropped from the first design of KASPAR in order to maintain aesthetic coherence. The design adopted leads to indirect expressiveness via the eyebrows of the face-mask under deformations due to mouth and smile actuation.)
- Eyes: pan & tilt, possibly supporting mutual gaze and joint attention.
- Eyelids: blinking (full or partial, at various rates)
- Lips/Mouth: actuators for lips to change shape of mouth, e.g. from horizon lips to open mouth, possibly more DoFs a right and left edge to lift/lower mouth (smile/frown); also opening/closing of mouth.

In a minimally expressive robot some subset of the above features could be selected (e.g. direct actuation of emotional expression could be omitted completely, while retaining the capacity to show direct attention, or , if included, any combination of, e.g., eyebrows, eyelids, or mouth actuation, etc., could be omitted).⁴

⁴ We thank H. Kozima for discussions on the design of Keepon and A. Edsinger-Gonzales for technical discussions on the implementation of Mertz.

3.1.2 Specific Requirements for a Minimally Expressive Humanoid Suitable for Different Human-Robot Interaction Studies: KASPAR

The overall minimally expressive facial expressions of KASPAR have been designed in order to not to ‘overwhelm’ the observer/interaction partner with social cues, but to allow him or her to individually interpret the expressions as ‘happy’, ‘neutral’, ‘surprised’ etc. Thus, only as few motors were used that were absolutely necessarily to produce certain *salient* features.

- Similar to Kismet, as discussed above, KASPAR was meant to have a youthful and aesthetically pleasing design. Different from Kismet, we did not want to elicit nurturing responses in people, but instead support the function of KASPAR as a playmate or companion. So we refrained from exaggerated facial features and decided on a *minimally* expressive face.
 - It was considered important that the robot has the size of a small child, in order not to appear threatening.
 - KASPAR sits on a table in a relaxed playful way with the legs bent towards each other (the way children often sit when playing).
 - The head is slightly larger in proportion to the rest of the body, inspired by comics design as discussed above (in order not to appear threatening).
 - Unlike Kismet which requires a suite of computers to run its software, we decided to have KASPAR’s software running either on-board the robot or from a laptop. The reason for this was that we envisaged KASPAR to be used in various human-robot interaction studies, including studies outside the lab, so the robot had to be easily transportable, easy to set-up, etc.
 - A low cost approach was also considered practical in case future research or commercial versions were planned (e.g. to use KASPAR as a toy, or educational/therapeutic tool in schools or at home).
-

- In order to have a ‘natural’ shape a child-sized mannequin was used as a basis. The legs, torso and the hands were kept. The hands were not replaced by articulated fingers in order to keep the design simple, and in order to invite children to touch the hands (which is more like touching a doll).
- Arms were considered necessary for the study of gesture communication, and they also allow the manipulation of objects which is important for task based scenarios, e.g. those inspired by children’s play. It was decided to build low-cost arms with off-the-shelf components that are not very robust and do not allow precise trajectory planning etc, but that can nevertheless be “powerful” in interaction for producing gestures such as waving, peek-a-boo, etc.
- The neck was designed to allow a large variety of movements, not only nodding and shaking the head, but also socially powerful movements such as slightly tilting the head (important for expressing more subtle emotions/personality traits such as shyness, cheekiness etc.).
- KASPAR has eyelids that can open and close: Blinking can provide important cues in human-human interaction, so we decided that this was a salient feature to be added.

3.1.3 Technical design considerations

A main criteria for KASPAR emphasised the desirability of low cost. The budget for KASPAR allowed up to 2000 Euros for material costs. Therefore, the following decisions were made at the initial design specification stage:

A shop window dummy modelled after an approximately two-year-old girl was available at reasonable cost. It already possessed the overall shape and texture required for the body of the robot and could be readily adapted to provide the main frame and enclosure for the robot systems components. Therefore it was decided that KASPAR would be stationary and would not have moving or articulated legs.

In line with our discussion of identification and projection (as for Noh marks), it was also decided that the silicon rubber face mask from a child resuscitation practice dummy

would be used for the face of the robot. These masks were flesh coloured and readily available as spare parts (to facilitate hygienic operation of the dummy). The masks were also sufficiently flexible to be deformed by suitable actuators to provide the simple expression capabilities that would be required, and also provided simplified human features which did not exhibit an unnerving appearance while static (cf. “The Uncanny Valley” mentioned above, Mori (1970)). See Figure 11 for the attachment of the mask to the robot’s head.

It was decided that all joint actuation would be achieved by using RC (Radio Control) model servos. These were originally made for actuating RC models, but as they have been commercially available to the mass hobby market at low cost, they are also commonly used as joint actuators for small scale robots. Interface boards are also available which allow them to be interfaced and controlled by a computer.

The main moving parts of the robot were the head, neck and arms and the original head, neck and arms were removed from the shop dummy to allow replacement with the respective new robot systems. The batteries, power and control components were fitted internally. KASPAR's main systems are described in more detail in the following sub-sections:

Further details of the design and construction of the head and the arms, as well as details of the robot’s controller and power supply are provided in Appendix A.

3.1.4 KASPAR II

About a year after completing KASPAR we built a second version called “KASPAR II”, and both robots are currently used extensively in different research projects. KASPAR II had been used in experiments on learning and interaction histories as reported in section 4.3 (all other studies mentioned in this paper used the original KASPAR robot).

KASPAR II’s design is very similar to the original (KASPAR I), with a few modifications primarily in terms of upgrades. Details of KASPAR II are given in

Appendix B which also provides information on upgrades, changes and planned future improvements of KASPAR.

3.1.5 Remote control of the robot

In applications involving children with autism (see section 4.1), a remote control was used to operate KASPAR. It is made of a standard wireless keypad (size 8cm x 12cm) with 20 keys. Different keys were programmed to activate different behaviours in KASPAR, i.e left/right arm drumming, waving, different postures etc. These are dynamic expressive behaviours released via a single key press. The programmed keys had stickers on them with simple drawings representing the behaviour e.g. a drum- for drumming (two keys –right and left), a smiley- for a ‘happy’ posture, a hand for hand-waving etc. The remote control allowed the introduction of collaborative games and role switch, with a view to using the robot as a social mediator, as will be explained in more detail in section 4.1.

3.2 Software

The software development of KASPAR is not the focus of this paper and will thus only be mentioned briefly. The robot can be used in two modes: remotely controlled as well as in autonomous operation. Unskilled operators can easily run and develop programs for the robot using the novel user-friendly KWOZ (KASPAR Wizard of OZ) Graphic User Interface (GUI) software which runs on any Windows or Linux PC. This interface has been used in human-robot interaction scenarios when an experimenter (usually hidden from the participants) remotely controlled the robot from a laptop (see section 4.1). This type of control is different from the remote control device that was specifically introduced to openly introduce collaborative games (see 3.1.10).

In a variety of projects KASPAR operates autonomously, see examples in sections 4.2

and 4.3. An Applications Programming Interface (API) provides access for programmers to develop custom programs and access to open source robot software produced under the YARP (Yet Another Robot Program) initiative (Yarp 2008).

3.3 Aesthetics of the Face

As mentioned above, a child resuscitation mask was used⁵. The mask is produced by the Norwegian company Laerdal which specializes in medical simulators and first produced “Resusci-Anne”, as a life-like training aid for mouth-to-mouth ventilation. Anne’s face mask had been inspired by the “peaceful-looking and yet mysterious death mask” (Laerdal Products Catalogue 2008-2009) of a girl who is said to have drowned herself in the Seine. The death mask is said to have first appeared in modellers’ shops in Paris around the 1880s. In a 1926 catalogue of death masks it is called ‘L’Inconnue de la Seine’ (the unknown woman of the Seine). Replicas of the mask became fashionable in France and Germany as a decorative item. The mask and the as yet unconfirmed stories surrounding its origin then sparked the imagination of many poets and other artists such as Rilke for the next few decades and led to numerous literary art works (The Guardian Weekend, 2007). The mysterious and beautiful, ‘timeless’ quality of the mask may contribute to its appeal to participants in human-robot interaction studies. In our view, the mask itself has a “neutral expression” in terms of gender as well as age. It has a skin-colour, without facial hair or any additional colouring, and we left it unchanged in order to allow viewers/interaction partners to impose different interpretations of personality/gender etc. on the robot.

⁵ Thank you to Guillaume Alinier from the Hertfordshire Intensive Care & Emergency Simulation Centre at University of Hertfordshire for his generous donation of the face mask.




Figure 17. KASPAR's minimally expressive face illustrating four expressions designed for human-robot interaction. Clockwise from top left: neutral, small, medium and large smiles.

Interestingly, the specific design and material that the rubber mask is made of, in conjunction with the attachment of the mask to the actuators, creates KASPAR's unique smile which is minimal but naturalistic and similar to the so-called 'genuine smile' or 'true smile' shown by people. Ekman et al. (1990) describe the Duchenne smile (the genuine smile) that is characterized by movements of the muscles around the mouth and also the eyes. Humans show a true smile typically involuntarily. This smile is perceived as pleasant and has positive emotions associated to it, in contrast to other smiling in which the muscle orbiting the eye is not active. A variety of other smiles can be observed and they occur e.g. when people voluntarily try to conceal negative experience (masking smiles), feign enjoyment (false smiles), or signal that they are willing to endure a negative situation (miserable smiles).

KASPAR's smile causes a very slight change in the mask around the eyes. This change is based on passive forces pulling on the mask when the mouth moves. Thus, this 'true' smile is possible due to the particular way in which the smile was designed, how the mask is attached and also depends on the material properties of the mask.

As a consequence, KASPAR's smile is very appealing (Figure 17), and similar to a genuine smile shown by people. This is a novel feature that is different from many other robot (head) designs where smiles often appear 'false' since they either only operate the mouth or they operate different parts of the face but not in the naturally smooth and dynamic way it occurs in KASPAR's face mask.

Note, the *dynamic* transition of the facial expressions (i.e. from neutral to a smile, cf. Figure. 17) plays an important part in how people perceive KASPAR's facial expressions. Experimental results of an online survey with 51 participants (Blow et al. 2006) have shown that natural transitions (taking about 2 seconds from neutral expression to smile) are seen as more appealing than sudden (artificially created) transitions. Also, the larger the smile the greater the participants' judgement of 'happiness'. However, while smiles with a natural transition are seen as more appealing than static pictures of the smiles, those with a sudden transition are not (Blow et al. 2006). This emphasizes the need for consistency of appearance (in this case a humanoid face with a natural smile) and behaviour (the transition time of facial expressions). Further results of this study show that all four of KASPAR's expressions (Figure 17) shown to the participants were found appealing or very appealing. Note, our primary research interest is in human-robot interaction, not in facial design or emotion modeling, but these results give encouraging participants' ratings of KASPAR's facial expressions. Other researchers might use KASPAR for a further investigation of these issues concerning the perception of robot facial expressions.

3.4 Contextual Features

Contextual features are an important ingredient of interaction design (Preece et al. 2002). In order to help people to relate to the robot socially we used various contextual features in terms of the robot's clothing. We dressed the robot in children's clothing (shirt, trousers and socks). We utilized used children's clothing which appear more natural than newly purchased clothing. We did not try to hide the fact that KASPAR is a robot, on the contrary: we left the neck and wrists uncovered, so that cables and pieces of metal can be seen.

For the applications of the robot in autism therapy (see section 4.1) where we mainly work with boys, we wanted to give the robot a boy-ish appearance and added a baseball cap and a wig in order to emphasize the child-sized and playful nature of the robot. We tried different hair colours, but the dark coloured wig gave the most consistent appearance. The cap can also serve as a prop and invites children to remove it and replace it etc. Moreover, in several research projects where we study human-humanoid interaction games we place a toy tambourine in the robot's lap which the robot is able to drum on. This feature adds to the robot's perceived playfulness and allows the study of task-based interaction (e.g. drumming).

3.5 Gestures

As discussed above, our initial requirements were to have arms that allow simple gestures. During the course of using KASPAR in different research projects a number of dynamic gestural expressions were defined (Figure 18).



Figure 18. Some of KASPAR's expressions. Children usually interpret these expressions as "good bye" (top, left), "happy" (top, middle), "surprised" (top, right), "sad" (bottom, left) and "thinking" (bottom, right). Note, our goal was not to create scientifically plausible emotional and other expressions (compare FEELIX, Kismet) but to create a robot with - from a user-centred perspective - appealing and interactionally salient features.

Note, while within our human-robot interaction research group we did not systematically study how different user groups perceive KASPAR's appearance and behaviours, we have been using the robot in multiple experiments, demonstration and public engagement events involving children and adults of different age ranges, gender, background etc. In total, more than 400 children have been exposed to the robot (either watching live demonstrations of the robot or participating in an interaction experiment), as well about 300 adults. These encounters were part of interaction experiments carried out in schools or in the laboratory, or were part of public engagement events taking place either in schools, museums or conference venues, or on University premises. While feedback from the public events was very informal in nature, we nevertheless have gained anecdotal evidence that can be described as follows:

- Children of various ages (typically developing children as well as children with special needs, including children with autism, cf. section 4.1) generally show a very positive reaction towards KASPAR, attempting spontaneously to play and interact with the robot, often touching it etc. The minimal facial expressions and gestures appear particularly appealing, the child-like appearance and size of the robot seems to elicit play behaviour similar to what children may show towards other interactive toys. Once children discover (through play and inquiry from the researchers) that KASPAR has a wider range of abilities than conventional interactive toys that can be bought in toy shops, their curiosity appears to get reinforced and they continue to engage with KASPAR more systematically, e.g. exploring its eyes etc. For typically developing children the minimal/subtle expressiveness in KASPAR seems to encourage the children to reply with emphasized or bigger expressions in return, e.g. with a bigger smile, and bigger hand movements in imitation games etc.
- Adults show in general a more cautious and less playful attitude towards KASPAR, sometimes commenting on specific design features, e.g. noticing that the head is disproportionately larger than the rest of its body (as explained above this was a deliberate cartoon-inspired design choice). It appears (from explicit comments given to the researchers) that adults tend to spontaneously compare KASPAR to very realistically human-like robots they have seen in movies or on television. Their expectations towards the robot's capabilities are similarly high, so overall adults tend to have a more critical attitude towards the robot. For these reasons in our experiments involving adult participants we took care to introduce the robot and its capabilities before the start of the experiment.

Psychologists may investigate the above issues, that go beyond the scope of our research, further in systematic studies.

4 Applications of KASPAR in research

Since 2005 our research team has been using KASPAR extensively in various research

projects in the area of robot assisted play, developmental robotics, gesture communication and development and learning. This section illustrates the experiments and the results that were obtained from some of these studies. We discuss these studies in the light of KASPAR's interaction abilities that afford a great variety of different human-robot interaction experiments. Note, a detailed description of the motivation, research questions, experiments and results would go beyond the scope of this paper. Instead, the following sections aim to *illustrate* the different usages of the robot in different interaction scenarios and applications where different methodological approaches have been used in the research and to document the experiments. Case study I illustrates work in a project in assistive technology based on case study evaluations whereby a narrative format has been chosen to describe the work. Case study II is situated in the context of human-robot interaction studies whereby a more experimental approach has been taken that takes in to account not only the evaluation of the performance of the human-robot dyad but also the subjective evaluations of the experiment participants. Finally, case study III reports on research in developmental robotics whereby the emphasis is on the development and evaluation of cognitive architectures for robot development that relies on human interaction. Each section will provide pointers to published work on these experiments so that the reader is able to find detailed information about the different methodological approaches, experiments and results.

4.1 Case study I: Robot assisted play and therapy

This first case study discusses the use of KASPAR in robot assisted play, in the specific application context of therapy for children with autism.

4.1.1 Motivation

Our research group has been involved for more than 10 years in studies that investigate the potential use of robots in autism therapy (Dautenhahn and Werry, 2004) as part of the Aurora project (Aurora 2008). Different humanoid as well as non-humanoid robots have been used. The use of robots in robot assisted play (with therapeutic and/or educational

goals) is a very active area of research and a variety of special-purpose robots have been developed in this area (Michaud et al., 2003; Kozima et al., 2005; Saldien et al., 2008). Other work is exploring available research platforms (Billard et al., 2006; Kanda and Ishiguro 2005) or commercially available robots in an educational context (Tanaka et al., 2007). While in the area of assistive technology a variety of special requirements and needs need to be considered (cf. Robins et al., 2007 which reports on the IROMEC project that specifically designs a novel robot for the purpose of robot assisted play for children who cannot play), KASPAR originally had not been designed for this specific application area only. However, as discussed above, the design of KASPAR included lessons learnt from the use of robots in autism therapy. And not surprisingly, KASPAR turned out to be a very engaging tool for children with autism and has been used extensively as an experimental platform in this area, too, over the past few years.

This section presents some case study examples that highlight the use of KASPAR in the application area of autism therapy. Autism here refers to Autistic Spectrum Disorders, a range of manifestations of a disorder that can occur to different degrees and in a variety of forms (Jordan 1999). The main impairments that are characteristic of people with autism, according to the National Autistic Society (NAS 2008), are impairments in social interaction, social communication and social imagination. This can manifest itself in difficulties in understanding gesture and facial expressions, difficulties in forming social relationships, the inability to understand others' intentions, feelings and mental states, etc. They also usually show little reciprocal use of eye-contact. As people's social behaviour can be very complex and subtle, for a person with deficits in mind-reading skills (as with autism), this social interaction can appear widely unpredictable and very difficult to understand and interpret.

KASPAR, which was designed as a minimally expressive humanoid robot, can address some of these difficulties by providing a simplified, safe, predictable, and reliable environment. The robot was found to be very attractive to children with autism and a suitable tool to be used in education and therapy. As autism can manifest itself to different degrees and in a variety of forms, not only might children in different schools

have different needs, but also children in the same school might show completely different patterns of behaviour from one to another, and might have different or even some contradictory needs. Importantly, interaction with KASPAR provides multi-modal embodied interaction where the complexity of interaction can be controlled and tailored to the need of the individual child and can be increased gradually.

4.1.2 Illustration of Trials

The following examples show the potential use of KASPAR in education and therapy of children with autism. They present a varied range of settings (e.g. schools, therapy sessions) and children who vary widely in their abilities and needs (from very low functioning children to high functioning and those with Asperger syndrome). KASPAR was found to be very attractive to all these children regardless of their ability. Those children who were usually not able to tolerate playing with other children initially used KASPAR in solitary play and exploring closely its behaviour, postures and facial features and expressions. Later, assuming the role of a social mediator and an object of shared attention, KASPAR helped these children (and others) in fostering basic social interaction skills (using turn –taking and imitation games), encouraging interaction with other children and adults. All trials took place in schools for children with special needs (examples I – V) or health centres (example VI). The experimenter was part of and actively involved in all of the trials, cf. Robins et al. (2006) for a detailed discussion of the role of the experimenter in robot assisted play.

The examples in school are part of a long-term study where the children interact with KASPAR repeatedly over several months. More details about the trials and the analysis of the results can be found in Robins et al. (2009).

I. KASPAR promotes body awareness and sense of self

KASPAR encourages tactile exploration of its body by children of different age groups and of both genders (Figure 19). All children with autism who first met KASPAR were

drawn into exploring him in a very physical way. This tactile exploration is important to increase body awareness and sense of self in children with autism.



Figure 19. Tactile exploration of KASPAR by children from different age groups and gender

II. KASPAR evokes excitement, enjoyment and sharing - mediates child/adult interaction

We observed situations when children with severe autism who have very limited or no language at all got excited in their interaction with KASPAR and sought to share this experience with their teachers and therapists. These human contacts may give significance and meaning to the experiences with the robot (Figure 20).



Figure 20. Liam seeks to share his excitement with his teacher (left), Derek shares his enjoyment with his therapists (right).

III. KASPAR helps to break the isolation

Liam is a child with severe autism. Although at home he interacts regularly with other family members, at school he is withdrawn to his own world, not interacting on his own initiative with other people (neither with other children nor with the teachers). After playing with KASPAR once a week for several weeks, Liam started to share his

experience with his teacher (Figure 20 left), exploring the environment and communicating (in a non-verbal way) with the adults around him (both with the teacher and with the experimenter) as can be seen in Figures 21 and 22.



Figure 21. Liam is exploring KASPAR's facial features very closely (in this snapshot it concerns the eyes) and then turns to his teacher and explores her face in similar way.



Figure 22. Liam communicates with the experimenter.

IV. KASPAR helps children with autism to manage collaborative play

KASPAR's minimal expressiveness, simple operation, and the use of a remote control encourage the children not only to play with it, but to initiate, control and manage collaborative play with other children and adults, see Figures 23 and 24.




Figure 23. Billy controls an imitation game (using a remote control) in a triadic interaction with the robot and the experimenter.



Figure 24. KASPAR mediates child- child interaction in a turn-taking and imitation game: one child control KASPAR via a remote control, the other child imitates KASPAR. The children then switch roles.

V. KASPAR as a tool in the hands of a therapist

As stated above, interaction with KASPAR is a multi-modal embodied interaction where the complexity of interaction can be controlled, tailored to the need of the individual child and gradually increased. Figure 25 below shows how a therapist is using KASPAR to teach a child with severe autism turn-taking skills. Adam is a teenager who does not tolerate any other children, usually his focus and attention lasts only for very short time, he can be violent towards others, and can also cause self injury. However, after he was first introduced to KASPAR he was completely relaxed, handled KASPAR very gently, and kept his attention focused on KASPAR for as long as he was allowed (approximately 15 minutes). The therapist used his keen interest in KASPAR to teach him turn-taking skills with another person. Initially Adam insisted on being in control all the time and refused to share KASPAR with anyone else, but after a while he allowed the therapist to take control too, and slowly they progressed into full turn-taking and imitation games.



Figure 25. A therapist is using KASPAR to teach turn-taking skills to a child with autism.

VI. KASPAR as a teaching tool for social skills

KASPAR was used in a pilot scheme to teach children with autism social skills during their family group therapy sessions run by the local Child and Adolescent Mental Health Centre. In these sessions the children practise how to approach other children in the playground and at school and befriend them. The children learnt how to ask precise questions by approaching KASPAR (as a mediator between them and other children), asking the robot a question and interpreting its response. KASPAR was operated by another child who gave the answer indirectly via the robot's gestures and facial expressions (Figure 26).



Figure 26. KASPAR as part of family group therapy sessions to mediate between children and teach social skills.

VII The use of a remote control by children with autism to operate KASPAR

Scenarios IV and VI described above involved the use of a remote control (Figure 27) in the hands of the children, in order to facilitate collaborative play. The children were given the remote control and were shown how to operate it. Most children got excited once they

discovered and explored the use of the remote control keypad, and most asked for it every time they came to play with KASPAR.



Figure 27. The remote control used in scenarios with children with autism.

The objectives for the children to use the remote control were varied. For those children that always wanted to be in control (typical behaviour in autism), the remote control was a tool for learning turn-taking. It was a ‘reward’ once they learnt to ‘let go’ of the control, and not only give it to another person, but also participate in an imitation game where the other person is controlling the robot. For those children that are usually passive, and follow any instruction given, the use of the remote control encouraged taking initiative, discovering cause and effect and realizing that they can do actions on their own will (e.g. they can change the robot’s posture).

Moreover, whenever possible, the experimenter and a child, or two children were encouraged to play together (e.g. an imitation game), where the robot assumed the role of a social mediator. In this scenario the remote control is a key object that facilitates the acquisition of new skills that are *vital* for children with autism, i.e. they no longer merely follow instructions of games given to them by adults (which is often the case in classroom settings) but they are actually allowed *to take control of a collaborative game*: to initiate, follow, take turns, and even have the opportunity to give instructions to their peers etc).

4.1.3 Reflections on KASPAR’s design

As mentioned above, the Aurora research team has been using a variety of different robots in robot assisted play for children with autism, including non-humanoid mobile robots, a humanoid robotic doll, as well as a zoomorphic (in this case: dog-like) robot, see Figure 28.

Table 1: Design space of robots explored in the Aurora project: a comparison of three approaches with different robots. See also related comparisons in Davis et al. (2005).

	Labo-1 (Werry & Dautenhahn, 2007; Dautenhahn, 2007)	Robota (Robins et al., 2004a,b, 2006 ; Dautenhahn & Billard 2002)	KASPAR (see case studies above)
Appearance	Mechanical-looking	“Doll” or “plain” appearance	Humanoid
Mode of operation	Autonomous	Remote-controlled	Remote controlled
Mobility	Movements in 2-D on the floor (translational and rotational movements)	Movements of head (left right), lifting of arms and legs (up, down)	Different movements of the head/neck, different facial expressions (e.g. “surprised”, “happy”, “sad” etc.), variety of arm gestures (e.g. waving, peek-a-boo, etc.)
Tasks with objects	Indirectly (obstacle avoidance)	none	Drumming (playing a toy tambourine)
Spatial dimensions of interaction	3-D, the child can approach and interact with the robot from any direction, child can also pick up robot etc.	3-D, but the child must be positioned in front of the robot to interact with it	3-D, but the child must be positioned in front of the robot to interact with it
Systems behaviours used	1) few predetermined behaviours and simple action-selection architecture based on robot’s sensory input and internal states 2) emergent, i.e. behaviours emerge from the interaction of the robot with the environment	few predetermined behaviours elicited under control of a puppeteer who selects the robot’s actions based on his perception of the situation and knowledge about the child, the interaction history/context etc.	Few predetermined behaviours elicited under control of a puppeteer who selects the robot’s actions based on his perception of the situation and knowledge about the child, the interaction history/context etc.
Stance and movement of child during	Child is free to run around the room, sit or crawl on the floor, approach, follow,	Child is free to sit, stand, or move towards or away from the robot, and to touch it	Child is free to sit, stand, or move towards or away from the robot, and to touch it.

interaction with the robot	avoid or pick up the robot		
Control over the robot by child	Indirectly, through interaction	Indirectly, through interaction	1) Indirectly, through interaction 2) Child can use a remote control to operate the robot.
Nature of the interaction	Free, playful, unstructured, basic turn-taking and approach/avoidance routines lead to games such as following, chasing etc.	Free interaction, but guided by experimenter, e.g. “look at what the robot/the other child is doing”.	1) Free interaction, but guided by experimenter, e.g. “look at what the robot/the other child is doing”. 2) By controlling the robot via a remote control, the child can <i>manage</i> a collaborative game with another child on his /her own initiative.
Targeted therapeutic behaviors	Turn-taking, joint attention, proactive behaviour, initiative taking, mediation between child and other persons via the robot	Turn-taking, joint attention, imitation of limb movements, proactive behaviour, initiative taking, mediation between child and other persons via the robot	Turn-taking, joint attention, collaborative activities, imitation of hand gestures and head and facial expressions, proactive behaviour, initiative taking, mediation between child and other persons via the robot, body awareness & sense of self.
Tailoring to needs of individual children	No individual adaptation was used	Manual adaptation by puppeteering	Manual adaptation by puppeteering

All three approaches with different robots used have in common that the child’s control of the robot is indirect i.e. through interaction: the robot and the child are active participants in the interaction, and enjoyment of the child is a key aim. Also, in all three studies the child can influence what game is being played. Table 1 shows in boldface the specific features of KASPAR that have turned out very successful in interactions with children autism, as demonstrated in the case studies described above.

To summarize, key features of KASPAR that turned out to be very important in robot assisted therapy with children with autism are:

- A variety of facial/head and gestural expressions that allow a spectrum of social interaction and communicative, as well as collaborative games

- A remote control to operate the robot that can be operated by the experimenter or therapist as well as by the children themselves. This control forms the basis of a variety of different games, e.g. imitation and turn-taking games.
- The remote control facilitated collaborative games among the children on their own initiative



Fig. 28 Top row: Non-humanoid, mobile robots used in the Aurora project: Aibo (left), Labo-1 (right). Bottom row: different appearances of Robota, a humanoid doll-robot that has been used with children with autism. The ‘robot-like’ appearance on the right has been shown to be more engaging in first-encounters of children with autism compared to the doll robot Robota (Robins et al. 2006).

Note, after reviewing the literature (see discussion in (Dautenhahn & Werry 2004)) and discussions with psychologists we suggest that some of the attractiveness of KASPAR to children with autism is its minimal expressiveness, e.g. possessing simple facial features with less details – a face that appears less overwhelming and thus less threatening to the children (in comparison to a person’s face with numerous facial details and expressions that often are overwhelming to children with autism causing information overload). Also, KASPAR’s limited amount of facial expressions makes its behaviours more predictable, which again suits the cognitive needs of children with autism. The generally very positive

reactions from the children (some verbal but most non-verbal due to limited language abilities), further support the view that KASPAR can provide a safe and enjoyable interactive learning environment for children with autism as motivated in section 4.1.1.

4.2 Case Study II: Drumming with KASPAR - Studying human-humanoid gesture communication

This second state study concerns the use of KASPAR in the European project Robotcub (Sandini et al. 2004; Robotcub 2008) in the field of developmental robotics.

4.2.1 Motivation

“[I]nterpersonal coordination is present in nearly all aspects of our social lives, helping us to negotiate our daily face-to-face encounters... We also coordinate our nonverbal behavior with others to communicate that we are listening to them and want to hear more” (Bernieri and Rosenthal, 1991, p. 401).

Over the past two years KASPAR has been used extensively in our *Drum-Mate* studies which investigate the playful interaction of people with KASPAR in the context of drumming games as a tool for the study of non-verbal communication (Kose-Bagci et al. 2007; 2008a; 2008b). This work forms part of our studies on gesture communication as part of the EU 6th framework project Robotcub (Robotic Open-architecture Technology for Cognition, Understanding, and Behaviours). Drumming is a very suitable tool to study human-humanoid non-verbal communication since it includes issues such as social interaction, synchronization, and turn-taking which are important in human-human interaction (Kendon, 1970; Hall, 1983; Bernieri and Rosenthal, 1991; Goldin-Meadow and Wagner, 2005). In robotics, different works have used robot drumming as a testbed for robot controllers (Kotosaka and Schaal, 2001; Degallier et al., 2006). Other approaches focus on the development of a robot drummer that is able to play collaboratively with professional musicians (Weinberg et al., 2005; Weinberg and

Driscoll 2007) or in concert with human drummers and at the direction of a human conductor (Crick et al., 2006). Our work uses drumming as a testbed for the study of human-humanoid non-verbal interaction and gesture communication.

From a practical viewpoint, drumming is relatively straightforward to implement and test, and can be implemented technically without special actuators like fingers or special skills or abilities specific to drumming. So we could implement it with the current design of KASPAR, without additional need for fingers, or extra joints. With just the addition of external microphones for sound detection, it was able to perform drumming with tambourine style toy drums (Figure 29). Note, we did not need an additional drum-stick: due to its specific design KASPAR's hands are able to perform the drumming. In these experiments only one hand (the left) was used for the drumming.

4.2.2. Drumming experiments with KASPAR

KASPAR, in our experiments, has the role of an autonomous 'drumming companion' in call-and-response games, where its goal is to imitate the human partner's drumming (Figure 29). In the drum-mate studies, the human partner plays a rhythm which KASPAR tries to replicate, in a simple form of imitation (mirroring⁶). KASPAR has two modes: listening and playing. In the listening mode, it records and analyses the played rhythm, and in the playing mode, it plays the rhythm back, by hitting the drum positioned in its lap. Then the human partner plays again. This turn-taking will continue for the fixed duration of the game. KASPAR does not imitate the strength of the beats but only the number of beats and duration between beats, due to its limited motor skills. It tailors the beats beyond its skills to those values allowed by its joints. KASPAR needs a small time duration (e.g. at least 0.3 seconds in the experiments) between each beat to get its joints 'ready', so that even if the human plays faster, KASPAR's imitations will be slower using durations of at least e.g. 0.3 seconds between beats. It also needs to wait for a few

⁶ Here we use 'mirroring' to refer to generalized matching of aspects of behaviour in interaction, e.g. number and timing of beats in a drumming interaction. In particular it does not refer here to ipsilateral vs contralateral imitation. Mirroring plays an important part in communicative interactions and the social development of children. For further discussion of mirroring and imitation, see Nehaniv & Dautenhahn (2007) and Butterworth & Nadel (1999).

seconds before playing any rhythm in order to get its joints into correct reference positions.

In the first set of the experiments (Kose-Bagci et al. 2007), head gestures accompanied the drumming of KASPAR. Here KASPAR just repeated the beats produced by the human partner, and made simple fixed head gestures accompanying its drumming (we used very simple gestures, without overt affective components like smiling or frowning in order not to overly distract the participants during the experiments). The participants in return, perceived these simple behaviours as more complex and meaningful and adapted their behaviour to the robot's. In this part of the study, we used deterministic turn-taking, simply mirroring the human's playing, which caused problems in terms of timing and negatively affected human participants' enjoyment. In the second part of the study (Kose et al. 2008), we developed novel turn-taking methods which appear more natural and engage the human participants more positively in the interaction games. Here, computational probabilistic models were used to regulate turn-taking of KASPAR emerging from the dynamics of social interaction between the robot and the human partner. Although we used very simple computational models, and this work is a first step in this domain, we were able to observe some very 'natural' games in terms of coordinated turn-taking, and some of the participants even compared the game to a game they might play with children.



Figure 29 A screen shot from the experiments where KASPAR is a drum-mate of human interaction partners

From the first set of experiments and our public demonstrations where we used gestures as social cues, we got positive feedback from the participants (48 adults and 68 primary school children). Especially at the public demonstrations where we used more complex gestures (e.g. smiles when KASPAR imitated a human's drumming, frowns when KASPAR could not detect the human drumming, or waving 'good bye' with a big frown when it had to finish the game) we got very positive feedback and public attention.

The reason behind KASPAR's successful head and face gestures is hidden in its face design. KASPAR's facial expressions and head and arm gestures seemed to influence the way human participants perceive the robot and the interaction. Even blinking and nodding and other head movements affect the human participants' evaluations of the robot and the games significantly. Besides, the size of KASPAR makes it appear more 'child-like' which affects people's evaluations. Some of the adult participants compared the drumming experience they had with KASPAR with the experiences they had with their two to three-year-old children.

It is important to note that while KASPAR's drum playing did not change over time, and stayed the same in different games, the participants learned the limits of KASPAR and the rules of the game. Participants seemed to adapt themselves to the game better and the success rate improved over time. Humans, as shown here, were not passive subjects in this game, but adapted themselves to the capabilities of the robot. In order to facilitate and motivate such adaptation, aspects of the interaction that are not directly related to the task itself, such as interactional gestures - like KASPAR's simple head/face gestures and blinking - may play an important role. A variety of research questions have been addressed using KASPAR in human-robot drumming experiments. A detailed discussion of these and the results pertaining to these questions would go beyond the scope of this paper but can be found in cf. Kose-Bagci et al. (2007, 2008a,b). The next section illustrates some of the results.

4.2.3 Results and Discussion

In the following we provide a brief summary of some of the key points resulting from experiments presented in Kose-Bagci et al. (2007, 2008a,b). Results showed

- a trade-off between the subjective evaluation of the drumming experience from the perspective of the participants and the objective evaluation of the drumming performance. Participants preferred a certain amount of robot gestures as a motivating factor in the drumming games that provided an experience of social interaction. However, the sample was divided in terms of what degree of gestures were appropriate.
- the more games participants played with the robot the more familiar they became with the robot; however, boredom was also mentioned by some participants which indicates the essential role of research into how to maintain a user's interest in the interaction with a robot.
- the more participants played with the robot the more they synchronized their own drumming behaviour to the robot's. The different probabilistic models that controlled the robot's interaction dynamics led to different subjective evaluations of the participants and different performances of the games. Participants preferred the models which enable the robot and human to interact more and provide turn-taking closer to 'natural' human-human conversations, despite differences in objective measures of drumming behaviour. Overall, results from our studies are consistent with the *temporal behaviour matching hypothesis* previously proposed in the literature (Robins et al., 2008) which concerns the effect that participants adapt their own interaction dynamics to the robot's.

4.2.4 Reflections on KASPAR's design

How suitable has KASPAR been in the interaction experiments using drumming games? KASPAR's movements do not have the precision or speed of e.g. industrial robots or some other humanoid robots that have been developed specifically for manipulation etc. One example of a high-spec robot is the iCub that has been developed within the European project Robotcub at a cost of €200,000 (Figure 30 left). The iCub has the size

of a 3.5 year old child, is 104cm tall and weighs 22 kg. It has 53 joints mainly distributed in the upper part of the body. While KASPAR has been designed from off-the-shelf components, every component of the iCub has been specifically designed or customized for the robot in order to represent cutting edge robotics technology.




Figure 30. The iCub (left) and Haile (right, shown with a human drummer)

Also, special purpose robotic percussionists have been designed specifically for the purpose of *efficient* drumming, e.g. Haile (Weinberg et al. 2005), Figure 30 right. The design rationale of Haile, a robot with an anthropomorphic, yet abstract shape that can achieve drumming speeds of up to 15 Hz, was very different from KASPAR: “The design was purely functional and did not communicate the idea that it could interact with humans by listening, analyzing, and reacting.” (Weinberg & Driscoll, 2007). Haile is a special purpose drumming robot that can join and improvise with live professional players. Unlike Haile which was designed especially for performing drumming, KASPAR is using drumming as a *tool for social interaction*. Detailed technical comparisons of KASPAR with Haile or the iCub are not useful, since these robots serve very different purposes. For example, the iCub has been designed for tasks such as crawling and manipulation, and Haile can achieve impressive drumming performances in

terms of speed and precision.

However, despite KASPAR's low-precision design, our studies have shown that it is very suitable for human-robot interaction studies where speed, precision or complex movement patterns are not of primary importance, as is the case in our experiments on drumming games that were successful in terms of social interaction, imitation and turn-taking. And it is in such cases that the low-cost robot KASPAR which can easily be built and maintained by robotics researchers is *socially* effective and suitable as a tool for interaction experiments. Also, compared to the iCub, KASPAR is safer to use in interaction actions, even when involving children and tactile interaction with people (cf. section 4.1.2 where, in the case of children with autism interacting with KASPAR the children often touch the robot – e.g. stroking or squeezing the cheeks, tapping the chin etc.). KASPAR moves relatively slowly and cannot exhibit strong forces, which limits the risks involved in human-robot interaction⁷. Even small children can easily stop e.g. KASPAR's arm movements by simply grabbing its hands/arms, and the coverage of metal parts with clothing (or parts of the original mannequin used e.g. for the hands) prevents cuts and bruises.

4.3 Case Study III: Peekaboo - Studying cognition and learning with KASPAR

This last case study illustrates the use of KASPAR, as part of the above-mentioned project Robotcub, for the investigation of cognition and learning. In this section we provide a brief summary of this research illustrating the use of KASPAR. More details about this particular experiment can be found in (Mirza et al. 2008).

4.3.1 Motivation

Why use a robot to study cognition? The answer to this question defines modern research into Artificial Intelligence and the mechanisms and processes that contribute to the

⁷ We believe that any device or toy used in interactions with people can potentially provide a safety risk, e.g. children can choke on CE certified commercially available toys. It is thus a matter of reducing the risks as much as possible.

cognitive capabilities of us humans and many other animals. Increasingly, the importance of embodiment and situatedness within complex and rich environments are becoming recognized as a crucially important factors in engendering intelligence in an artifact (see for example (Clancey, 1997), (Pfeifer and Bongard, 2007)) and the philosophical position regarding "structural coupling" of (Maturana and Varela 1987)). The 'embodied cognition' hypothesis, argues that "*cognition is a highly embodied or situated activity and suggests that thinking beings ought therefore be considered first and foremost as acting beings*" (Anderson, 2003).

That many aspects of cognition are grounded in embodiment is not the whole story though. We want to take a further step and ask "Why use a humanoid robot with expressive capabilities to study cognition?" In this case, two other aspects come into play. Firstly, that having a human-like body allows the robot to participate in a social context, and secondly, that in the absence of language, being able to evoke emotional responses in a human interaction partner through facial expressions, the communicative capability of the robot is greatly enhanced.

In this section we describe research work that uses the early-communicative interaction game 'peekaboo' as a scenario through which aspects of ontogenetic development (i.e. development over a lifetime through accumulation of experience) can be studied. The research is focused on understanding how an *interaction history* (Mirza et al., 2007), developed continually over time from the sensorimotor experience of a robot, can be used in the selection of actions in playing the peekaboo game.

'Peekaboo' is a well known interaction game between infant and caregiver where, classically, the caregiver, having established mutual engagement through eye-contact, hides their face momentarily. On revealing their face again the caregiver cries "peekaboo!" or something similar usually resulting in pleasure for the infant and cyclic continuation of the game. Bruner and Sherwood (1997) studied the game in terms of its communicative aspects showing that timing is crucial. Moreover research shows that games like this can serve as scaffolding for the development of primary inter-subjectivity

and the co-regulation of emotional expressions with others (Rochat et al., 1999).

4.3.2 Peekaboo experiments with KASPAR

In order to better understand the experiments, we first provide brief details on the robot's interaction history architecture and the robot's socially interactive behaviour. More information about the experiments and results are provided in Mirza et al. (2008).

4.3.2.1 Interaction History Architecture

The interaction history architecture has at its heart a mechanism for relating the continuous sensorimotor experiences of a robot in terms of their information-theoretic similarity to one-another. At any time the robot's current experience (in terms of the sum of its sensorimotor values of a given period of time, the time-horizon h) can be compared to those in its history of interaction. The most similar one from the past can then be used to extract an action policy that was successful before. The feedback from the environment as reward acts to enhance those experiences which result in high reward for the robot. By bootstrapping the history by exploring interaction possibilities by executing any action from its repertoire, the robot can rapidly develop the capability to act appropriately in a given situation. See Mirza et al. (2007) for further details.

4.3.2.2 Actions, feedback and reward

A total of 17 actions were available to the robot, and these can be considered in 3 groups: movement actions (e.g. Head-Right, Wave-Right-Arm, or Hide-head), facial expressions (e.g. Smile - see Figure 30) and resetting actions (e.g. Reset)⁸. The facially expressive actions convey the response of the robot in terms of the reward it receives. This provides instantaneous feedback for the interaction partner. Reward is given as an integral part of

⁸ The actions that can be executed at any time are restricted for reasons of practical safety of the robot

the interaction. The human partner encourages the robot with calls of ‘Peekaboo’. Such an increase in sound level combined with the detection of a face by the robot's camera-eyes, results in a high reward.




Figure 31: Facial Expressions of KASPAR II. Left-to-right: Smile, Neutral, Frown

4.3.2.3 Experimental Method

The robot faces the human partner and the interaction history started, initially empty of any previous experience. Interaction then commences with the robot executing various actions and the human offering vocal encouragement when thought appropriate and continues for around three minutes. Three different conditions were tried. Firstly, the Hid-Face behaviour was encouraged with a call of ‘peekaboo’ when the robot revealed its face again. The second condition encouraged an alternative action (such as Turn-Head-Left) and the final condition was to offer no vocal encouragement at all during the interaction.

4.3.3 Results and Discussion

A total of 22 runs were completed. 16 of these for the first condition (encouraging the Hiding action), 3 for the second condition and 3 for the no-encouragement condition. In 67% of the cases where reward was given (peekaboo or otherwise) the robot repeated the encouraged behaviour repeatedly. In the cases where no encouragement was given no repeated action resulted.

Figure 32 shows for the first run (d0032), how the motivational variables (face, sound and resultant reward) vary with time, along with the actions being executed. The interaction partner encourages the first ‘peekaboo’ sequence (‘hide-face’ on the diagram). Note that a ‘peekaboo’ behaviour is actually a combination of the action to hide the face (action 6), any number of ‘no-action’ actions (action 7) and an action to return to the forward resting position (action 0) (for clarity only the primary action is shown on the trace). This results in a maximal reward shortly after the hide-face action, and as the interaction partner continues to reinforce the peekaboo behaviour with vocal reward, this pattern can be seen repeated throughout the trace.

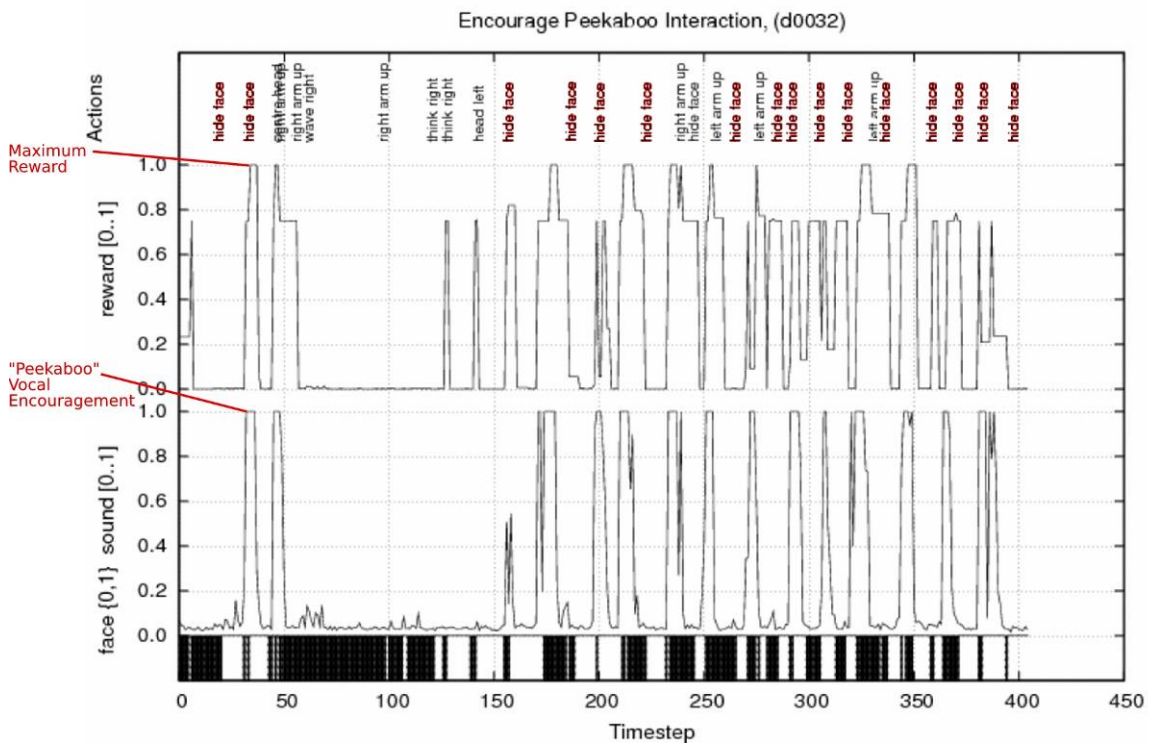


Figure 32: Illustration of results: Example of Peekaboo Encouragement Condition. The trace shows, against time, the detection of the face and audio encouragement as well as the resulting reward. Along the top are shown the actions executed.

The results supported the hypothesis that by encouraging a behaviour the interaction history of the robot would cause combination of actions to be repeated in search of more

reward. Furthermore, the exact combination of actions necessary is not hard-coded as other action combinations can be similarly encouraged. Finally, not providing encouragement results in random, non-interactive behaviour. It was also found that the timing of the feedback and thus the interaction was important - too early or too late and alternative actions were encouraged.

4.3.4 Reflections on KASPAR's design

Any embodied agent engaging in temporally extended interaction with its environment can make use of an interaction history, however the particular embodiment plays an important role in managing both the types of interaction that are possible as well as the expectations of such possibilities in an interaction partner. As such the particular design of the KASPAR series of robots plays an important role. For instance, bearing a physical similarity to that of a human infant means that complex speech will not be expected, but that attention to a human face and sounds might. Probably the most important aspect of the physical design of KASPAR is its expressive face that provides a mechanism for the robot's actuators to influence a human interaction partner as a robotic arm might influence the position of an object. However, in terms of the interaction history, it is important also that the embodiment provides not only suitable actuators and appearance but also well engaged sensory surfaces. These are crucial for providing information about how the environment is changing with respect to the actions of the robot. As such the KASPAR robots provide both visual and auditory sensors as well as (in KASPAR II) proprioceptive sensors that feed back information about the positions of its joints over and above the controlled position. Overall, this experiment illustrated the suitability of the robot for quantitative experiments in cognitive and developmental robotics for research involving human-robot interaction scenarios where accuracy and speed of movements is not of primary importance.

5 Conclusion

This article has described the development of a minimally expressive humanoid robot – KASPAR. The design rationale, design guidelines and requirements, as well as the design of the robot itself were described in detail. We also discussed our approach in the context of related research work on socially interactive robots. While a detailed comparison of KASPAR with other robots, as well as experimental investigation comparing the suitability of those robots in human-robot interaction studies, go beyond the scope of this paper, in the following we conceptually assess KASPAR (see Figure 33) according to different continuous scales ranging from high to low. We propose these dimensions as relevant assessment criteria for the design of humanoid (or other) robots used for multiple purposes involving interaction with people.

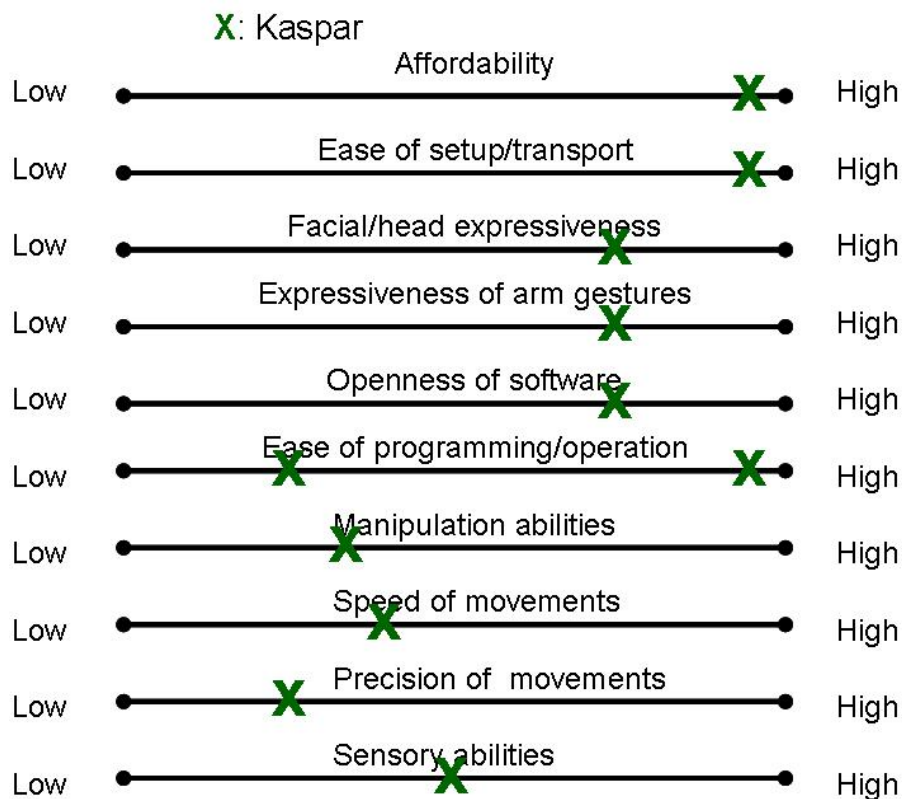


Figure 33: Assessment of the minimally expressive robot KASPAR. The continuous scales ranging from low to high provide a conceptual (not quantitative) assessment. Please note, for the ‘ease of programming’ category two estimations can be made, depending on whether one chooses to operate the robot in remote controlled mode / using the keypad (very easy to operate even by children), or whether the robot is used by researchers to

develop new software (requires computer science knowledge).

KASPAR affords a variety of usages for human-robot interaction studies in the laboratory or in schools, in being able to provide a high degree of expressiveness and ability to carry out interaction games. Disadvantages of KASPAR concern the technical constraints on its movements in terms of speed, precision etc., however these issues are usually not crucial in more socially oriented human-robot interaction research. Note, the ‘mobility’ of KASPAR (i.e. ease of transport) and suitability for a variety of interaction scenarios (see section 4) and application areas are important to the field of human-robot interaction since most existing robotics platforms are still limited to usage in the laboratory and need to be set up and operated by highly trained staff. KASPAR belongs to a new category of more ‘use-friendly’ and (relatively) inexpensive robots that can be constructed by robotics students and researchers with no specific expert knowledge in humanoid robotics.

Generally, any robot designed for human-robot interaction scenarios is likely to have strength and weaknesses depending on the particular requirements given by their application context. However, the assessment criteria proposed here may be applicable also to other robotic platforms and thus allow a matching of requirements poses by application contexts and robot abilities.

We hope that this paper has served multiple purposes:

- a detailed account of the design of a minimally expressive humanoid research platform that will inform other researchers interested in such designs
- an introduction of key issues relevant in the design of socially interactive robots
- an illustration of the use of the robot KASPAR in a variety of research projects ranging from basic research to application-oriented research
- a discussion of the advantages and disadvantages of the socially interactive robot.

To conclude, designing socially interactive robots remains a challenging task. Depending

on its envisaged purpose(s) different designs will be of different utility. Building a robot for a particular niche application is difficult, building a multi-purpose robot primarily for social interaction, as we did, is a huge challenge. The solution we found in KASPAR (and its offspring that already exists and new versions that are in the making) cannot be ideal, but it has served not only its original purpose, but exceeded our expectations to an unforeseen degree. The project to build KASPAR started in 2005 and was envisaged as a 2-month short-term project for a small study on humanoid expressiveness, and it was also the first attempt of our interdisciplinary research group to build a humanoid robot. We succeeded, as evidenced by a large number of peer-reviewed publications emerging from work with the robot. And KASPAR has been traveling the world to various conferences, exhibitions and therapy centres. But how to develop believable, socially interactive robots, in particular robots that can contribute to society positively as companions and assistants, remains a challenging (research) issue. We are still learning, and by writing this paper we would like to share our experiences with our peers.

Acknowledgements:

We would like to thank Andrew Appleby who built the first prototype of KASPAR's head, as part of a design team and under the advice of Kerstin Dautenhahn, Christopher L. Nehaniv, and David Lee. Michael L. Walters has been in charge of later hardware developments, with contributions from Mike Blow regarding the design of the arms. The keypad interface and the expressions shown in Figure 17 were designed by Ben Robins. Many other members of the Adaptive Systems research group, including authors of this paper, contributed to this work in a variety of ways including the software development of the robot. The research described in section 4.2 and 4.3 of this paper were conducted within the EU Integrated Project RobotCub ("Robotic Open-architecture Technology for Cognition, Understanding, and Behaviours") and was funded by the European Commission through the E5 Unit (Cognition) of FP6-IST under Contract FP6- 004370.

References

- Anderson, M. L. (2003) Embodied cognition: A field guide. *Artificial Intelligence* 149, pp. 91-130.
- Aurora (2008) URL: www.aurora-project.com. Last accessed 15/10/2008.
- Aryananda, L. (2004) Mertz: A quest for a robust and scalable active vision humanoid head robot. *Proc. IEEE-RAS International Conference on Humanoid Robots*, 10-12 November 2004, Santa Monica, Los Angeles, CA, US pp. 513- 532.
- Bernieri, F. J., and R. Rosenthal (1991) Interpersonal coordination: behaviour matching and interactional synchrony. In: Feldman, R.S. and Rimé, B. Editors, 1991. *Fundamentals of Nonverbal Behavior*. Cambridge University Press, Cambridge, pp. 401–432.
- Billard, A., B. Robins, K. Dautenhahn, J. Nadel (2006) Building Robota, a Mini-Humanoid Robot for the Rehabilitation of Children with Autism. *RESNA Assistive Technology Journal*. Vol. 19, Issue 1, 37-49.
- Blow, M. P., Dautenhahn, K., Appleby, A., Nehaniv, C. L. & d. Lee (2006) [Perception of Robot Smiles and Dimensions for Human-Robot Interaction Design](#). Proc. *The 15th IEEE International Symposium on Robot and Human Interactive Communication (RO-MAN06)*, University of Hertfordshire, 6-8 September, Hatfield, UK, pp. 469-474, IEEE Press.
- Breazeal, C. L. (2002). *Designing Sociable Robots*. MIT Press.
- Breazeal, C. L., A. Foerst (1999) Schmoozing with robots: Exploring the boundary of the original wireless network. Proceedings of the 1999 Conference on Cognitive Technology (CT99).
- Bruner, J. S. and Sherwood, V. (1975). Peekaboo and the learning of rule structures. in J. Bruner, A. Jolly and K. Sylva, eds, *Play: Its Role in Development and Evolution*, New

York: Penguin, pp. 277-285

Cañamero, L.D. 2002. Playing the Emotion Game with Felix: What Can a LEGO Robot Tell Us about Emotion? In K. Dautenhahn, A. Bond, L.D. Cañamero, B. Edmonds, eds., *Socially Intelligent Agents: Creating Relationships with Computers and Robots*, pp. 69-76. Norwell, MA: Kluwer Academic Publishers.

Clancey, W. J. (1997) *Situated Cognition: On human knowledge and computer representations*. New York: Cambridge University Press

Crick, C., M. Munz, and Scassellati, B. (2006). Synchronization in social tasks: Robotic drumming. *Proceedings of IEEE RO-MAN 2006*, 6-8 September 2006, de Havilland Campus, Hatfield, UK, pp. 97-102.

Dautenhahn, K. (1997) I could be you - the phenomenological dimension of social understanding, *Cybernetics and Systems* 28(5): 417-453.

Dautenhahn, K (1999). Embodiment and Interaction in Socially Intelligent Life-Like Agents. In C. L. Nehaniv, ed., *Computation for Metaphors, Analogy and Agents*. Springer Lecture Notes in Computer Science, vol. 1562, pp. 102-142.

Dautenhahn, K. (2002) Design spaces and niche spaces of believable social robots. In *Proc. IEEE Intl. Workshop Robot and Human Interactive Communication (RO-MAN 2002)*, September 25-27 2002, Berlin, Germany, pages 192–197.

Dautenhahn, K. (2004) Socially intelligent agents in human primate culture. In S. Payr and R. Trappl, editors, *Agent Culture: Human-Agent Interaction in a Multicultural World*, pages 45–71. Lawrence Erlbaum Associates, 2004.

Dautenhahn, K. (2007) Socially intelligent robots: dimensions of human - robot interaction, *Philosophical Transactions of the Royal Society B: Biological Sciences*, 362(1480), pp. 679-704.

Dautenhahn, K. and A. Billard (2002) *Games children with autism can play with Robota, a humanoid robotic doll*, in *Universal Access and Assistive Technology*, Keates, et al., Editors., Springer-Verlag: London. p. p 179-190.

Dautenhahn, K, and C. L. Nehaniv (2000) Living with Socially Intelligent Agents: A Cognitive Technology View. In: K. Dautenhahn, ed., *Human Cognition and Social Agent Technology*, (Advances in Consciousness Research Series) John Benjamins Publishing Company, pp. 415-426,

Dautenhahn, K., I. Werry (2004) Towards Interactive Robots in Autism Therapy: Background, Motivation and Challenges. *Pragmatics and Cognition* 12(1), pp. 1-35.

Dautenhahn, K., S. Woods, C. Kaouri, M. Walters, K. L. Koay, and I. Werry (2005) What is a robot companion - friend, assistant or butler? In *Proc. IEEE IROS*, Edmonton, Canada, 2th-6th August 2005, pages 1488–1493, 2005.

Dautenhahn, K. (2007) Socially intelligent robots: dimensions of human - robot interaction, *Philosophical Transactions of the Royal Society B: Biological Sciences*, 362(1480), pp. 679-704.

Davis, M., Robins, B., Dautenhahn, K., Nehaniv, C., Powell, S. A (2005) Comparison of Interactive and Robotic Systems in Therapy and Education for Children with Autism. in *Assistive Technology: From Virtuality to Reality - AAATE 2005*. Lille: IOS Press. pp 353-357.

Degallier, S, C. P. Santos, L. Righetti and A. Ijspeert. (2006). Movement generation using dynamical systems: a humanoid robot performing a drumming task. In *Proceedings of the IEEE-RAS International Conference on Humanoid Robots (HUMANOIDS06)*, December 4 - 6, 2006, in Genova, Italy.

DiSalvo, C., F. Gemperle, J. Forlizzi, and S. Kiesler (2002). All robots are not created equal: The design and perception of humanoid robot heads. In *Proc. Designing Interactive Systems*, pages 321–326.

- Ekman, P., R. J. Davidson, W. V. Friesen (1990) The Duchenne smile: Emotional expression and brain physiology II. *Journal of Personality and Social Psychology* 58:2, pp. 342-353.
- Fong, T., I. Nourbakhsh and K. Dautenhahn (2003) A Survey of Socially Interactive Robots, *Robotics and Autonomous Systems* 42(3-4), 143-166.
- Goldin-Meadow, S., and M. S. Wagner (2005) How our hands help us learn. *Trends in Cognitive Science*, 9(5), 2005.
- Gong, L., & Nass, C. (2007) When a talking-face computer agent is half-human and half-humanoid: human identity and consistency preference. *Journal of Human Communication Research*, 33(2), 163–193.
- Goodrich, M. A., A. C. Schultz (2008) Human-Robot Interaction: A Survey. *Foundations and Trends in Human-Computer Interaction*, 1(3), 2007, pp 203-275.
- Hall, E. T. (1983). *The Dance of Life: The Other Dimension of Time*. Doubleday: Anchor Press.
- Langlois, J. and L. Roggman (1990) Attractive faces are only average. *Psychological Science*, 1:115–121.
- Johnson, M. J., and J. Morton (1991) *Biology and Cognitive Development: The Case of Face Recognition*. Blackwell, 1991.
- Jones, B. C., A. C. Little, D. M. Burt, and D. I. Perrett (2004) When facial attractiveness is only skin deep. *Perception*, 33(5):569 – 576.
- Jordan, R. (1999) *Autistic Spectrum Disorders – An Introductory Handbook for Practitioners*. London: David Fulton Publishers.

Kanda, T. and H. Ishiguro (2005). Communication robots for elementary schools. In *Proc. AISB'05 Symposium Robot Companions: Hard Problems and Open Challenges in Robot-Human Interaction*, pages 54–63, April 2005.

Kendon, A. (1970) Movement coordination in social interaction: Some examples described. *Acta Psychologica*, vol. 32, pp. 100-125.

Kismet (2009) URL <http://www.ai.mit.edu/projects/humanoid-robotics-group/kismet/kismet.html>, last accessed 28 May 2009.

Kose-Bagci, H., K. Dautenhahn, C. L. Nehaniv. (2008a) Emergent Dynamics of Turn-Taking Interaction in Drumming Games with a Humanoid Robot. *Proc. IEEE RO-MAN 2008*, Technical University Munich, Munich, Germany, 1-3 August 2008.

Kose-Bagci, H., K. Dautenhahn, C. L. Nehaniv. (2008b) Drumming with a Humanoid Robot: Results from Human-Robot Interaction Studies. *ECSIS Symposium on Learning and Adaptive Behavior in Robotic Systems, LAB-RS 2008*, Edinburgh, Scotland, August 6-8, 2008. (published extended abstract of invited lecture), IEEE Computer Society Press.

Kose-Bagci, H., K. Dautenhahn, D. S. Syrdal, and C. L. Nehaniv. (2007) Drum-mate: A Human-Humanoid Drumming Experience. *Proc. IEEE-RAS Humanoids 2007*, Pittsburgh, Pennsylvania, USA, November 29-December 1, 2007

Kotosaka, S., and Schaal, S. (2001). Synchronized robot drumming by neural oscillator, *Journal of the Robotics Society of Japan*, 19, 1, pp.116-123.

Kozima, H., Nakagawa, C., & Yasuda, Y. (2005) Designing and observing human-robot interactions for the study of social development and its disorders, *Proc. 6th IEEE International Symposium on Computational Intelligence in Robotics and Automation - CIRA 2005*, pp. 41- 46.

- Langlois, J., L. Kalakanis, A. Rubenstein, A. Larson, M. Hallam, and M. Smoot (2000) Maxims or myths of beauty? A meta-analytic and theoretical review. *Psychological Bulletin*, 126:390–423.
- Lyons, M., R. Campbell, A. Plante, M. Coleman, M. Kamachi, S. Akamatsu (2000) The Noh Mask Effect: Vertical Viewpoint Dependence of Facial Expression Perception. *Proceedings of the Royal Society of London B* 267: 2239-2245.
- MacDorman, K. F. (2005a) Androids as an experimental apparatus: Why is there an uncanny valley and can we exploit it? In *CogSci-2005 Workshop: Toward Social Mechanisms of Android Science*, pages 106– 118.
- MacDorman, K. F. T. Minato, M. Shimada, S. Itakura, S. Cowley, and H. Ishiguro (2005b) Assessing human likeness by eye contact in an android testbed. In *Proc. VII Ann. Meeting of the Cognitive Science Society*.
- MacDorman, K. F. & Ishiguro, H. (2006) The uncanny advantage of using androids in social and cognitive science research. *Interaction Studies*, 7(3), 297-337.
- Marti, P. Pollini, A. Rullo, A. Shibata, T. (2005) Engaging with artificial pets. *Proceedings of Annual Conference of the European Association of Cognitive Ergonomics*, 2005, 29 September-1 October 2005, Chania, Crete, Greece.
- Maturana, H. R. & Varela, F. J. (1987) *The Tree of Knowledge: The Biological Roots of Human Understanding*. New Science Library (Shambhala), Boston.
- McCloud, S. (1993) *Understanding Comics: The Invisible Art*. Harper Collins Publishers, Inc.
- Michaud, F., Duquette, A., & Nadeau, I. (2003) Characteristics of mobile robotics toys for children with pervasive developmental disorders, *IEEE International Conference on Systems, Man and Cybernetics*, Vol 3, p 2938-2943
- Miyake, Y. (2003) Co-creation in human-computer interaction. In C Stephanidis & J

- Jacko (Eds.), *Human-Computer Interaction* (pp.513-517), Lawrence Erlbaum Associates Publishers, London.
- Mirza, N. A., Nehaniv, C. L., Dautenhahn, K. & R. te Boekhorst (2008) Developing Social Action Capabilities in a Humanoid Robot using an Interaction History Architecture. *Proc. IEEE Humanoids 2008*, December 1-3, 2008, Daejeon, Korea.
- Mirza, N.A., Nehaniv, C.L., Dautenhahn, K. and te Boekhorst, R. (2007) Grounded sensorimotor interaction histories in an information theoretic metric space for robot ontogeny. *Adaptive Behavior* 15(2): 167-187.
- Mori, M. (1970). Bukimi no tani [the uncanny valley]. *Energy*, 7:33–35.
- Nadel, J. & G. Butterworth, Eds. (1999) *Imitation in Infancy*. Cambridge: Cambridge University Press.
- NAS (2008) National Autistic Society, UK, URL: <http://www.nas.org.uk>, last accessed 9/10/08
- Nehaniv, C. L. & K. Dautenhahn, Eds. (2007) [*Imitation and Social Learning in Robots, Humans and Animals: Behavioural, Social and Communicative Dimensions*](#). Cambridge: Cambridge University Press.
- Pascalis, O. L. S. Scott, D. J. Kelly, R. W. Shannon, E. Nicholson, M. Coleman, and C. A. Nelson (2005) Plasticity of face processing in infancy. *PNAS*, 102(14): 5297–5300.
- Perrett, D., K. May, and S. Yoshikawa (1994) Attractive characteristics of female faces: preference for non-average shape. *Nature*, 368:239–242.
- Pfeifer, R. & Bongard, J. (2007) *How the Body Shapes the Way We Think: A New View of Intelligence*. MIT Press.

- Robins, B., K. Dautenhahn and J. Dubowski (2006) Does appearance matter in the interaction of children with autism with a humanoid robot? *Interaction Studies* 7:3, pp. 509-542.
- Robins, B., K. Dautenhahn, R. te Boekhorst, and A. Billard (2004a) Effects of repeated exposure to a humanoid robot on children with autism. In *Proc. Universal Access and Assistive Technology (CWUAAT)*, pages 225–236.
- Robins, B., P. Dickerson, P. Stribling and K. Dautenhahn (2004b) Robot-mediated joint attention in children with autism: A case study in robot-human interaction. *Interaction Studies* 5:2, pp. 161-198.
- Robins, B., K. Dautenhahn, R. te Boekhorst, and A. Billard (2005) Robotic Assistants in Therapy and Education of Children with Autism: Can a Small Humanoid Robot Help Encourage Social Interaction Skills? Special issue "Design for a more inclusive world" of the international journal *Universal Access in the Information Society (UAIS)*, Springer-Verlag, 4:2, pp. 105 - 120.
- Robins, B., K. Dautenhahn, C. L. Nehaniv, N. A. Mirza, D. François, L. Olsson (2005). Sustaining interaction dynamics and engagement in dyadic child-robot interaction kinesics: Lessons learnt from an exploratory study, *Proc. 14th IEEE International Workshop on Robot and Human Interactive Communication (Ro-Man 2005)*, pp. 716-722.
- Robins, B. & K. Dautenhahn (2006) [The Role of the Experimenter in HRI Research - a Case Study Evaluation of Children with Autism Interacting with a Robotic Toy](#). *Proc. The 15th IEEE International Symposium on Robot and Human Interactive Communication (RO-MAN06)*, University of Hertfordshire, 6-8 September, Hatfield, UK, pp. 646-651, IEEE Press.
- Robins, B., Dautenhahn, K. & P. Dickerson (2009) From Isolation to Communication: A Case Study Evaluation of Robot Assisted Play for Children with Autism with a Minimally Expressive Humanoid Robot, *Proc. the Second International Conferences*

on Advances in Computer-Human Interactions, ACHI 09, February 1-7, 2009 - Cancun, Mexico. IEEE Computer Society Press, pp 205 – 211.

Robins, B., K. Dautenhahn, R. te Boekhorst, C. L. Nehaniv (2008). Behaviour Delay and Robot Expressiveness in Child-Robot Interactions: A User Study on Interaction Kinesics. *Proc. ACM/IEEE 3rd International Conference on Human-Robot Interaction (HRI '08)*. ACM, New York, NY, 17-24.

Robins, B., N. Otero, E. Ferrari, K. Dautenhahn (2007) Eliciting Requirements for a Robotic Toy for Children with Autism - Results from User Panels. *Proc. 16th International Symposium on Robot and Human Interactive Communication (IEEE RO-MAN 2007)*, August 26-29, 2007, Jeju Island, Korea, pp. 101-106.

Robotcub (2008) URL: <http://www.robotcub.org>. Last accessed 15/10/2008.

Rochat, P., Querido, J. G. and Striano, T. (1999) Emerging sensitivity to the timing and structure of protoconversation in early infancy. *Developmental Psychology* 35(4), 950-957.

Saldien, J., K. Goris, S. Yilmazyildiz, W. Verhelst, D. Lefeber (2008) On the design of the huggable robot Probo. *Journal of Physical Agents*, Special Issue on Human Interaction with Domestic Robots, Vol 2, No 2 (2008), pp. 3-11.

Sandini, G., G. Metta, and D. Vernon. Robotcub: An open framework for research in embodied cognition. In *Proc. IEEE-RAS/RSJ Intl. Conf. Humanoid Robots*, 2004.

Stiehl, W. D., Lieberman, J. Brezeal, C., Lalla, L. Wolf, M. (2006) *The Huggable: A Therapeutic Robotic Companion for Relational, Affective Touch*. in *IEEE Consumer Communications and Networking Conference*. Las Vegas, NV, USA.

Tanaka, F., A. Cicourel, and J. R. Movellan (2007) Socialization between Toddlers and Robots at an Early Childhood Education Center. *Proceedings of the National Academy of Sciences of the USA (PNAS)*, Vol.104 No.46 p.17954-17958.

Wakamaru (2009) URL:

<http://www.mhi.co.jp/kobe/wakamaru/english/know/design/index.html>, last accessed 26 May 2009.

Walters, M. L., D. S. Syrdal, K. Dautenhahn, R. te Boekhorst and K. L. Koay (2008) Avoiding the uncanny valley: robot appearance, personality and consistency of behavior in an attention-seeking home scenario for a robot companion. *Autonomous Robots* 24(2): 159-178

Walters, M. L. (2008) The design space for robot appearance and behaviour for social robot companions. PhD thesis, School of Computer Science, University of Hertfordshire. Available at: <http://hdl.handle.net/2299/1806>. Last accessed 14/10/08

Weinberg, G., S. Driscoll (2007) The interactive robotic percussionist: new developments in form, mechanics, perception and interaction design. *Proceedings ACM/IEEE HR'07*, pp. 97-104

Weinberg, G., S. Driscoll and Parry, M. (2005). Musical interactions with a perceptual robotic percussionist. *Proceedings of IEEE International Workshop on Robot and Human Interactive Communication (RO-MAN 2005)* Nashville, TN, pp. 456-461.

Werry, I., K. Dautenhahn (2007) Human-Robot Interaction as a Model for Autism Therapy: An Experimental Study with Children with Autism. In *Modeling Biology: Structures, Behaviors, Evolution*. Manfred Laubichler and Gerd B. Müller eds., Vienna Series in Theoretical Biology, MIT Press, pp. 283-299.

Yarp (2008) URL: <http://eris.liralab.it/yarp/>. Last accessed 15/10/2008.

Appendix A

Head design and construction

The head was designed to mount and support the face mask and to provide actuation for the facial expressions. The neck has three main DoFs: pan, tilt and roll⁹. Figure 7). This did not provide the same flexibility or range of movements possible by a real human (multi-jointed) neck, but allows the robot to express simple head gestures such as shaking (side to side), nodding (up and down) and tilting (head to one side).

The head also provided another three DoFs for the eyes: eyes up/down, left/right, and eyelids open/close (Figure 8, 9). Miniature video cameras were also mounted in the eyes (Figure 10). Another 2 DoFs actuated the mouth; mouth open/close, mouth smile/sad.




Figure 8: KASPAR's head with silicon rubber face mask removed




Figure 9: Detailed view of eye actuator linkages



Figure 10: Miniature video cameras are fitted in each eye

⁹ In fact, the neck joints would normally be described as pan, tilt and yaw. However, because of the unusual configuration of KASPAR's neck linkage the configuration could be more correctly described as one pan, and left and right compound tilt/yaw movements.



Figure 11: Detailed view of face mask attachment points




Figure 12: Top view of head showing actuator transmission linkages and wiring




Figure 13: Rear view of head showing wiring and neck joints

The video cameras incorporated into Kapar's eyes are miniature type cameras, both with a 1/4-inch B&W CMOS Image sensor producing a PAL output of 288(H) x 352(V) with an effective resolution of 240 TV lines, 1/50 to 1/6,000 shutter speed, sensitivity of 0.5lux / f1.4. The physical dimensions are approximately 20 x 14mm (excluding lugs) with a depth of 25mm and a weight of approximately 25g. Three wire connections are available: Red = +ve (DC 9 to 12V, 20mA max), Black = Common Gnd and Yellow = Video out.

The head frame was constructed mainly from sheet aluminium, with custom machined components produced for the universal joint at the neck. The individual parts are bolted together with machine screws and nuts. The RC servos used were mounted on the head frames by means of screws, and transmission of actuation to the neck, face and eyes achieved by means of push-rods (Figure 12).

All the wiring to the servos used the standard three wire RC connectors and extensions. The video camera wiring was made using fine twin (+Vs and Signal) core screened (0V) flexible cables. Strain relief for the wires was made at the neck joint by means of cable ties (Figure 12).

Arms design and construction




Figure 14: View of arm showing original shop dummy hand attachment



Figure 15: Arm is attached at shoulder end by plates fixed in the dummy body

The arms were constructed from standard kit parts, which are now available to hobbyists at a reasonable cost for making directly driven joint and link chains from standard size RC servos. The forearms from the original shop dummy were mounted on 6mm machine screws, and attached to form the hand end of the arms (Figure 14). The shoulder ends of the arms were mounted on plates bolted into the shoulders of the shop dummy (Figure 15). The arm wiring consisted of standard RC three wire connections from each servo back to the controller board, with strain relief provided by cable ties at appropriate points.

Controller

The controller interface board used is a LynxMotion SSC32 Servo controller board (cf. LynxMotion (2007), Figure 16 right), with the ability to control up to 32 servos simultaneously. Only 16 servos are used for KASPAR's movements, so there is the possibility to use additional servos in future enhancements. The board interfaces to the host computer via an RS232 serial port, which is mostly not provided as standard on most modern PCs or laptops. Therefore, a small RS232 to USB adaptor board is also included inside KASPAR to provide a standard USB interface. Both controller and adaptor board

are mounted on an aluminium backplate which also provides mechanical protection and access to KASPAR's internal systems (Figure 16, left).

Power



Figure 16: left: Rear view of KASPAR showing the backplate cover, right: controller board.

For safety, KASPAR is run from two low voltage lead acid gel batteries. The servo actuators and are powered from 6V 4AH battery, and the controller, logic and cameras are supplied by a smaller 12V 1 AH battery. Both batteries are protected from short circuits and overload by in-line slow-blow fuses. The main 6V power fuse value has been set deliberately low (15A) to avoid overloading and subsequent burnout of the expensive high torque shoulder RC servos when manhandling by clients occurs. The batteries are re-charged by two separate chargers which are connected to KASPAR's batteries by different styles of plug to ensure correct connection. The 6V charger does not have the capacity to keep the main motor power battery fully topped up while the robot is being

used intensively, but if left connected while in use does increase the working time of the robot from about one hour to one and a half hours.

Appendix B

KASPAR II

KASPAR II uses colour video cameras, otherwise the specification of the cameras is identical to those used for KASPAR I, except they are slightly larger with dimensions of 25 x 15mm and a depth of 20mm.

KASPAR II's arms use 5 (one extra over KASPAR I) RC servos apiece, as each incorporates an extra wrist (twist) Degree of Freedom (DoF). The arm links and fittings are custom made from 1.5mm thick aluminium sheet, which produces a cleaner, standardised design, avoids the sharp edges which are a feature of the kit linkage parts for KASPAR I, and also incorporates extra brackets to mount additional joint position sensors.

KASPAR II has arm joint position sensors which provide realtime feedback of the arm positions to the control computer/programme. This is achieved by mounting standard 10K Ω rotary potentiometers on each arm joint, providing a 0-5V DC analogue signal proportional to the respective arm joint positions. The analogue signals are then converted by two 8-channel Phidget USB Analogue to Digital Converters (ADC) which incorporate USB "pass through" connectors allowing them to be "daisy-chained" directly onto the standard USB bus to the host control computer.

Since the original dummy body used for KASPAR I was no longer available for purchase, the dummy body used for KASPAR II is one modelled after a larger approximately six-year old child, which provides more physical space to accommodate the extra sensors and interface electronics. There is a hole in the chest, with suitable brackets where a Swiss Ranger 3000 (SR3000) general purpose range imaging camera may be mounted enabling straightforward measurement of real-time depth maps. It uses the on-board power supply (12VDC, 1A max) and interfaces to a host computer via a mini USB 2.00 connection. The specifications are: 176 x 144 pixels, field of view 47.5 x

39.6 degrees, range up to 7.5 m (for 20MHz modulation), lens f/1.4, illumination power (optical) = 1 W (average power) at 850nm, and physical dimensions 50 x 67 x 42.3 mm (aluminium).

The head mechanism is identical to that used for KASPAR I, although the wiring is made through connectors to allow easy removal and servicing.

Upgrades, changes and planned future improvements

The limited time that KASPAR can be operational between re-charges has been a problem, and it is desirable to increase the main 6V battery life. This could be achieved in a number of ways, either by reducing the power requirements of the robot, or by using a larger capacity 6V battery or charger. Currently, the fuses are mounted internally and require removal of the back plate for access. A relatively simple change would be to use panel mounted fuses with external access, which would allow operators to change the fuse easily. A more long-term solution would be incorporation of a flexible current limiting circuit.

While speech interaction is not the main focus of our research, other future applications may want to incorporate speech synthesis, which could be achieved using a dedicated speech synthesis module via the on-board USB adaptor. An on-board microphone for recording interaction partners' speech and sound would be convenient, but the noise generated by the robot may make usage difficult. Both these functions may also be achieved very simply by incorporation of a loudspeaker and microphone on the robot which could then be connected to the host computer soundcard input and output connections.

The seven different types of servos originally used have now been standardized to just three types. The four shoulder servos and the base neck servo are high torque types (HiTec 645MG) and typically cost three times as much as the same sized servos (HiTec

HS-422) used for other joints. A single small micro-sized servo (a Supertec NARO HPBB) is used for the pan movement of the eyes. The main limitations with regard to using these RC servos are the relatively poor accuracy obtained and the lack of control feedback. These deficiencies have now been remedied to some extent in a new generation of servos aimed specifically at the hobby robotics market, but these were not available when KASPAR was designed and built. A review of these new servo types would probably allow the replacement of the original servos with more capable ones, though it is likely that they would be more expensive and require some re-design of the head and arm parts.

The SSC-32 controller has the capacity to control potentially another 16 RC servo actuators. This might be used to add additional facial expressions, or leg movements (for gestures only rather than locomotion in order to maintain the simplicity of the design).